

MARVEL



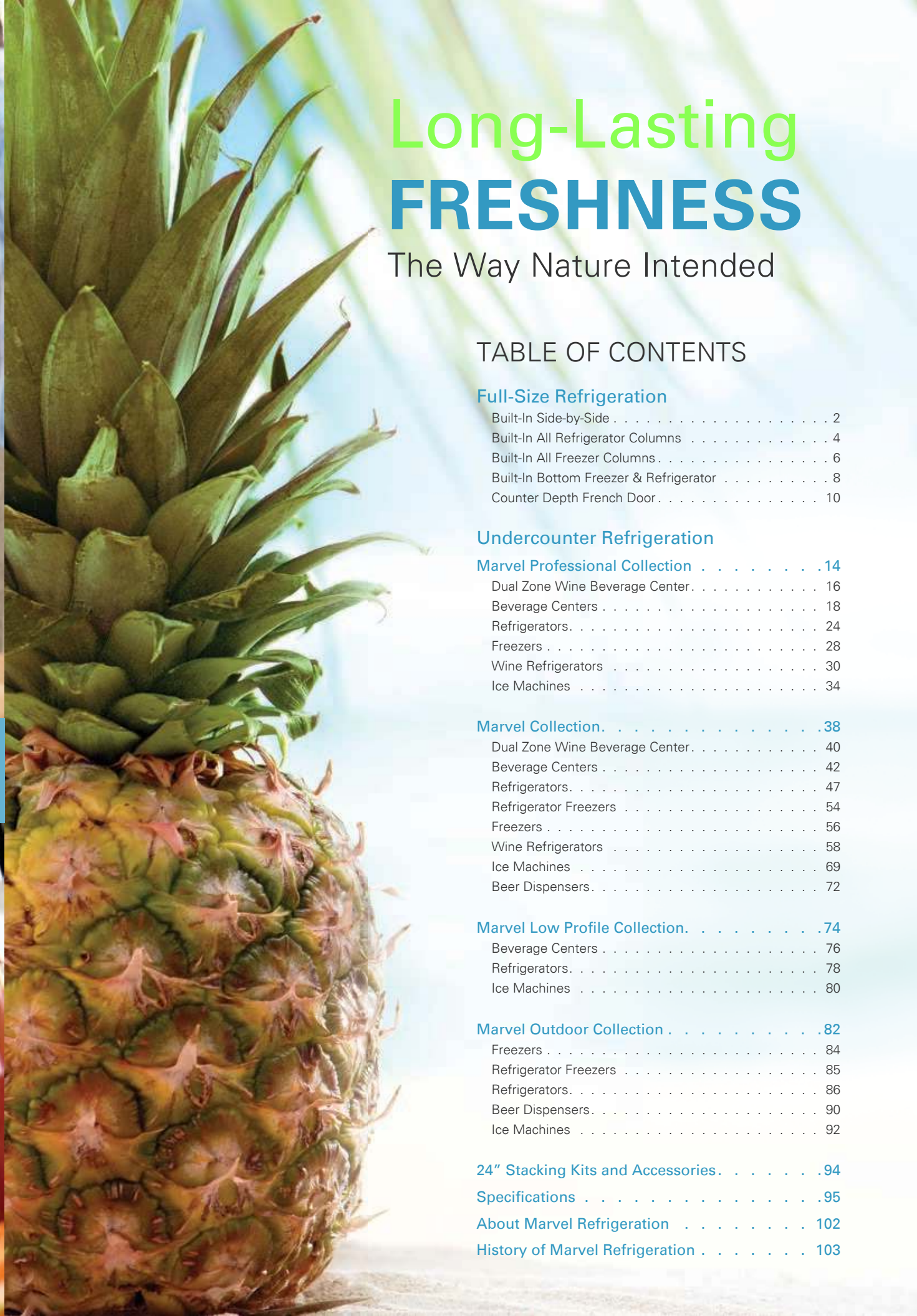
125 Years

The smarter way to
LIVE FRESH





MORE OF WHAT MATTERS MOST



Long-Lasting FRESHNESS

The Way Nature Intended

TABLE OF CONTENTS

Full-Size Refrigeration	
Built-In Side-by-Side	2
Built-In All Refrigerator Columns	4
Built-In All Freezer Columns	6
Built-In Bottom Freezer & Refrigerator	8
Counter Depth French Door	10
Undercounter Refrigeration	
Marvel Professional Collection	14
Dual Zone Wine Beverage Center	16
Beverage Centers	18
Refrigerators	24
Freezers	28
Wine Refrigerators	30
Ice Machines	34
Marvel Collection.	38
Dual Zone Wine Beverage Center	40
Beverage Centers	42
Refrigerators	47
Refrigerator Freezers	54
Freezers	56
Wine Refrigerators	58
Ice Machines	69
Beer Dispensers	72
Marvel Low Profile Collection.	74
Beverage Centers	76
Refrigerators	78
Ice Machines	80
Marvel Outdoor Collection	82
Freezers	84
Refrigerator Freezers	85
Refrigerators	86
Beer Dispensers	90
Ice Machines	92
24" Stacking Kits and Accessories.	94
Specifications	95
About Marvel Refrigeration	102
History of Marvel Refrigeration	103



Energy-efficient operation

And, an efficient variable speed compressor chills food quickly while saving energy.



One of the quietest, technologically advanced compressors available

Ultra-quiet single compressor system.




Maintenance-free anti-clog condenser

No upkeep needed with regular use.



Air Purifying System

Ion purifier and moisture-control evaporator removes odors and excess humidity.




Now up to 40% more energy efficient
Many of our Marvel Refrigeration products are ENERGY STAR® certified.

MARVEL UNDERCOUNTER



FULL SIZE BUILT-IN Refrigeration



Digitally controlled dynamic cooling



Filter-free air purification system



Efficient LED lighting



New robust hinges



Adjustable humidity crisper drawers



Spill-proof shelves

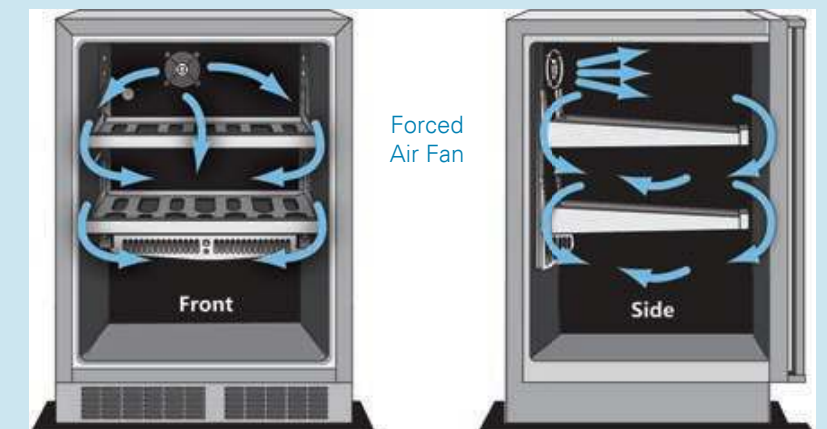


Metal door bins



Extra storage features

Cools up to 3X Faster Than Competing Models



Dynamic Cooling Technology™ delivers rapid cool down and the industry's best temperature stability.

High-Efficiency
Wine Refrigerators

UP TO
2X
MORE
EFFICIENT
THAN COMPETITORS



Wine Refrigerators



Beverage Centers



Refrigerators




Freezers




Ice Machines



Beer Dispensers



Professional
Collections



Low Profile ADA
Collections



Outdoor Certified
Collections



Power On/Off
Control Lockout
System Indicator
Fahrenheit or Celsius

Door Alarm
Power Loss Alarm
Vacation/Sabbath Mode
Interior Display Lighting


A Smarter Appliance

Intuitive touchpad LED controls are what make Marvel undercounter models more clever than the rest. The electronic interface of the exclusive Marvel Intuit™ Integrated Control is simple to operate and positioned in the top of the door for easy reach, allowing you to check the actual cabinet temperature in real-time or change settings at the touch of a finger. Enjoy other intelligent features like a vacation mode, two-stage interior light control and more.

REFRIGERATION: IT'S ALL IN THE LUXURY DETAILS



125 Years



Glass Shelving




Wine Rack




Glass Shelving
and Wine Rack

Designed to Adapt with the Most Versatile Capacity

We maximized our interior volume and added full-width, cantilever shelves to quickly adapt the configuration to your particular storage needs, whether tall, wide or deep. What's more, the 3-in-1 Split Convertible Shelf™ feature gives you as many as three storage options within one shelf! And, our MaxStore™ Bin offers high capacity, clear-view storage on rollout glides to keep produce easy to access and at its peak freshness.



Close Door Assist



Soft Close
Integrated Hinge



Quieter Than Ever Before

TRI-COLOR LIGHTING CHOOSE FROM 3 ELEGANT HUES

Available on Marvel Professional undercounter models starting on page 14



Sapphire Blue



Amber Glow



Arctic White



FULL-SIZE COLLECTION

*Balanced Food Preservation for
Healthy Choices That Last*



Optimal
Freshness



Energy
Efficient



Ultra-Quiet
Operation

As the original refrigeration experts since 1892, we believe that balanced food preservation leads to healthier, more balanced lives. Marvel offers everything you would expect from a full-size refrigerator with smart engineering enhancements that translate to a better life. Insist on longer lasting food preservation from the trusted leader in refrigeration.



42" and 48" Marvel Professional Built-In Side-by-Side Refrigerator Freezers

Model #MP42SS & MP48SS



Pictured: MP48SS2NS

Performance

- Dynamic Cooling Technology™ air flow system ensures even circulation and optimal cooling environment for longer lasting food preservation
- Digital controls offer precise temperature stability within one degree
- Energy-efficient variable speed compressor chills food quickly while saving energy
- One of the quietest, technologically advanced compressors available
- Integrated ion air purifier eliminates airborne bacteria and mold spores, removes odors and enhances food preservation – and it never degrades or needs replacing
- Moisture-control evaporator removes excess humidity
- Maintenance-free anti-clog condenser coil prevents dust and other airborne particles from clogging the condenser

Refrigerator Storage Capabilities

- 15.76 cu. ft. refrigerator capacity (42" Model) and 19.44 cu. ft. refrigerator capacity (48" Model)
- Seamless glass shelves feature spill-proof Nano technology that contains spills and makes clean up easy
- 3/8" thick tempered glass shelves provide industry-leading durability
- 2 moisture-adjustable drawers feature soft-close slides and high/low settings for the freshest leafy vegetables and fruits
- 4 deli drawers with soft-close slides store meats and cheeses
- 4 metal door bins provide enduring performance to securely store heavy items
- 2 dairy compartments in the door with easy-view covers
- Also features additional space for extra-large 18" pizza box storage

Freezer Storage Capabilities

- 9.56 cu. ft. freezer capacity (42" and 48" Models)
- 3 adjustable wire shelves to configure storage to your needs
- 2 large-capacity wire baskets slide out for easy viewing
- 3 metal door bins easily adjust
- Adaptive defrost extends defrost periods to improve longevity of frozen food storage
- Factory-installed automatic crescent ice maker with large-capacity ice bin

Touchpad Controls

- Digital controls offer precise temperature stability within one degree
- Settings include Fast Cool, Max Refrigeration and Freezer modes, Door Open Alarm and Sabbath mode
- Audible alerts for power loss, high temperature and sensor alarm

Aesthetics

- Graduated theater lighting with bright, energy-efficient LED illumination from top and sidewalls for better visibility
- Robust hinge allows optimal door rotation and maximum durability
- Adjustable door stops at 90, 110 and 120 degrees

Additional Convenience

- 2-year full product warranty, 6-year full sealed refrigeration system warranty, 90-day full cosmetic parts and 12-year limited sealed refrigeration system warranty

Ordering Options

42" Side-by-Side		
Solid Stainless Steel Door, Slim Designer Handle		MP42SS2NS
Panel-Ready Solid Overlay Door, (Handle Not Included)*		MP42SS2NP
48" Side-by-Side		
Solid Stainless Steel Door, Slim Designer Handle		MP48SS2NS
Panel-Ready Solid Overlay Door, (Handle Not Included)*		MP48SS2NP
Accessories		
Professional Handle - Vertical Door Installation (qty 1)		42249470
Flush Mount Trim Kit		PBIRFTKSS

*Consult your cabinet maker for overlay panel and handle options. Refer to the installation guide for details and side panel options.



LIVE MARVELOUSLY TIP

Got a party in a few hours? Set your Marvel Professional Refrigerator to Fast Cool to rapidly cool room-temperature beverages faster.



Pictured: MP42SS2NP

Finish Options



Stainless Steel



Solid Overlay (Panel Ready)*

Optional Professional Handle



42249470



30" and 36" Marvel Professional Built-In All Refrigerator Columns

Model #MP30RA & MP36RA



MP36RA2LS



MP30RA2RS



Performance

- Dynamic Cooling Technology™ air flow system ensures even circulation and optimal cooling environment for longer lasting food preservation
- Energy-efficient variable speed compressor chills food quickly while saving energy
- One of the quietest, technologically advanced compressors available
- Integrated ion air purifier eliminates airborne bacteria and mold spores, removes odors and enhances food preservation – and it never degrades or needs replacing
- Moisture-control evaporator removes excess humidity
- Maintenance-free anti-clog condenser coil prevents dust and other airborne particles from clogging the condenser

Storage Capabilities

- 18.4 total cu. ft. storage capacity (30" Model)
- 22.8 total cu. ft. storage capacity (36" Model)
- Seamless glass shelves feature spill-proof Nano technology that contains spills and makes clean up easy
- 3/8" thick tempered glass shelves provide industry-leading durability
- 2 moisture-adjustable drawers feature soft-close slides and high/low settings for the freshest leafy vegetables and fruits
- 4 deli drawers with soft-close slides store meats and cheeses
- 4 metal door bins provide enduring performance to securely store heavy items
- 2 dairy compartments in the door lift open with easy-view covers
- Also features additional space for extra-large 18" pizza box storage

Touchpad Controls

- Digital controls offer precise temperature stability within one degree
- Settings include Fast Cool, Max Refrigeration mode, Door Open Alarm and Sabbath mode
- Audible alerts for power loss, high temperature and sensor alarm

Aesthetics

- Graduated theater lighting with bright, energy-efficient LED illumination from top and sidewalls for better visibility
- Robust hinge allows optimal door rotation and maximum durability
- Adjustable door stops at 90, 110 and 120 degrees

Additional Convenience

- 2-year full product warranty, 6-year full sealed refrigeration system warranty, 90-day full cosmetic parts and 12-year limited sealed refrigeration system warranty

LIVE MARVELOUSLY TIP

Adjust shelves to accommodate the height of food to best allow cold air to circulate. Marvel refrigerator shelves are designed to provide unmatched storage capacity and flexibility.



Ordering Options

30" All Refrigerator Column	
Solid Stainless Steel Door, Right Hinge, Slim Designer Handle	MP30RA2RS
Solid Stainless Steel Door, Left Hinge, Slim Designer Handle	MP30RA2LS
Panel-Ready Solid Overlay Door, Right Hinge (Handle Not Included)*	MP30RA2RP
Panel-Ready Solid Overlay Door, Left Hinge (Handle Not Included)*	MP30RA2LP
36" All Refrigerator Column	
Solid Stainless Steel Door, Right Hinge, Slim Designer Handle	MP36RA2RS
Solid Stainless Steel Door, Left Hinge, Slim Designer Handle	MP36RA2LS
Panel-Ready Solid Overlay Door, Right Hinge (Handle Not Included)*	MP36RA2RP
Panel-Ready Solid Overlay Door, Left Hinge (Handle Not Included)*	MP36RA2LP
Accessories	
Professional Handle - Vertical Door Installation (qty 1)	42249470
60" Grille Kit (Pair 30" + 30" Models)	DDGK603SS
66" Grille Kit (Pair 30" + 36" Models)	DDGK663SS
72" Grille Kit (Pair 36" + 36" Models)	DDGK72SS
Flush Mount Trim Kit	PBIRFTKSS
Center Trim Kit	FCTKSS

*Consult your cabinet maker for overlay panel and handle options. Refer to the installation guide for details and side panel options.





30" and 36" Marvel Professional Built-In All Freezer Columns

Model #MP30FA & MP36FA



MP30FA2LS



MP36FA2RS



Performance

- Dynamic Cooling Technology™ air flow system ensures even circulation and optimal cooling environment for longer lasting food preservation
- Energy-efficient variable speed compressor chills food quickly while saving energy
- One of the quietest, technologically advanced compressors available
- Integrated ion air purifier eliminates airborne bacteria and mold spores, removes odors and enhances food preservation – and it never degrades or needs replacing
- Moisture-control evaporator removes excess humidity
- Maintenance-free anti-clog condenser coil prevents dust and other airborne particles from clogging the condenser
- Factory-installed automatic crescent ice maker

Storage Capabilities

- 15.9 total cu. ft. storage capacity (30" Model)
- 19.2 total cu. ft. storage capacity (36" Model)
- 3 cantilevered full-width metal wire shelves easily adjust to accommodate various storage heights
- Full-width solid shelf to stack frozen items
- 4 half-width adjustable metal door bins and 1 full-width metal bin to securely store heavy items
- 2 glide-out wire baskets with center divider to make freezer organization simpler
- 3 clear-view metal storage drawers with tempered glass fronts
- 1 glide-out ice drawer with two separate ice pans to maximize ice production and storage

Touchpad Controls

- Digital controls offer precise temperature stability within one degree
- Settings include Fast Cool, Max Freezer mode, Door Open Alarm and Sabbath mode
- Audible alerts for power loss, high temperature and sensor alarm

Aesthetics

- Graduated theater lighting with bright, energy-efficient LED illumination from top and sidewalls for better visibility
- Robust hinge allows optimal door rotation and maximum durability
- Adjustable door stops at 90, 110 and 120 degrees

Additional Convenience

- 2-year full product warranty, 6-year full sealed refrigeration system warranty, 90-day full cosmetic parts and 12-year limited sealed refrigeration system warranty

Customize the Look

Pair any built-in refrigerator or freezer column together for one cohesive design.



Large-capacity ice pans glide out to access crescent ice.

Ordering Options

30" All Freezer Column		
Solid Stainless Steel Door, Right Hinge, Slim Designer Handle		MP30FA2RS
Solid Stainless Steel Door, Left Hinge, Slim Designer Handle		MP30FA2LS
Panel-Ready Solid Overlay Door, Right Hinge (Handle Not Included)*		MP30FA2RP
Panel-Ready Solid Overlay Door, Left Hinge (Handle Not Included)*		MP30FA2LP
36" All Freezer Column		
Solid Stainless Steel Door, Right Hinge, Slim Designer Handle		MP36FA2RS
Solid Stainless Steel Door, Left Hinge, Slim Designer Handle		MP36FA2LS
Panel-Ready Solid Overlay Door, Right Hinge (Handle Not Included)*		MP36FA2RP
Panel-Ready Solid Overlay Door, Left Hinge (Handle Not Included)*		MP36FA2LP
Accessories		
Professional Handle - Vertical Door Installation (qty 1)		42249470
60" Grille Kit (Pair 30" + 30" Models)		DDGK603SS
66" Grille Kit (Pair 30" + 36" Models)		DDGK663SS
72" Grille Kit (Pair 36" + 36" Models)		DDGK72SS
Flush Mount Trim Kit		PBIRFTKSS
Center Trim Kit		FCTKSS

*Consult your cabinet maker for overlay panel and handle options. Refer to the installation guide for details and side panel options.

Finish Options



Stainless Steel



Solid Overlay (Panel Ready)*

Optional Professional Handle



42249470



36" Marvel Professional Built-In Bottom Freezer Refrigerator

Model #MP36BF



Performance

- Dynamic Cooling Technology™ air flow system ensures even circulation and optimal cooling environment for longer lasting food preservation
- Digital controls offer precise temperature stability within one degree
- Energy-efficient variable speed compressor chills food quickly while saving energy
- One of the quietest, technologically advanced compressors available
- Integrated ion air purifier eliminates airborne bacteria and mold spores, removes odors and enhances food preservation – and it never degrades or needs replacing
- Moisture-control evaporator removes excess humidity
- Maintenance-free anti-clog condenser coil prevents dust and other airborne particles from clogging the condenser

Pictured: MP36BF2RS

Refrigerator Storage Capabilities

- 20.4 total cu. ft. storage capacity
- 15.3 cu. ft. refrigerator capacity
- Seamless glass shelves feature spill-proof Nano technology that contains spills and makes clean up easy
- 3/8" thick tempered glass shelves provide industry-leading durability
- 2 moisture-adjustable drawers feature soft-close slides and high/low settings for the freshest leafy vegetables and fruits
- 2 deli drawers with soft-close slides store meats and cheeses
- 4 metal door bins provide enduring performance to securely store heavy items – and 3 are adjustable
- 2 dairy compartments in the door lift open with easy-view covers
- Also features additional space for extra-large 18" pizza box storage

Freezer Storage Capabilities

- 5.1 cu. ft. freezer capacity
- Full-extension bottom freezer drawer glides out quietly and easily on ball-bearing rollers to access bulky frozen foods
- Factory-installed automatic crescent ice maker with large-capacity ice bin

Touchpad Controls

- Digital controls offer precise temperature stability within one degree
- Settings include Fast Cool, Max Refrigeration and Freezer modes, Door Open Alarm and Sabbath mode
- Audible alerts for power loss, high temperature and sensor alarm

Aesthetics

- Graduated theater lighting with bright, energy-efficient LED illumination from top and sidewalls for better visibility
- Robust hinge allows optimal door rotation and maximum durability
- Adjustable door stops at 90, 110 and 120 degrees

Additional Convenience

- 2-year full product warranty, 6-year full sealed refrigeration system warranty, 90-day full cosmetic parts and 12-year limited sealed refrigeration system warranty



Finish Options



Stainless Steel



Solid Overlay (Panel Ready)*

Optional Professional Handle



42249470

Ordering Options

36" Bottom Freezer Refrigerator	
Solid Stainless Steel Door, Right Hinge, Slim Designer Handle	MP36BF2RS
Solid Stainless Steel Door, Left Hinge, Slim Designer Handle	MP36BF2LS
Panel-Ready Solid Overlay Door, Right Hinge, (Handle Not Included)*	MP36BF2RP
Panel-Ready Solid Overlay Door, Left Hinge, (Handle Not Included)*	MP36BF2LP
Accessories	
Professional Handle - Vertical Door Installation (qty 1)	42249470
Professional Handle - Horizontal Freezer Door Installation (qty 1)	42249471
Flush Mount Trim Kit	PBIRFTKSS

*Consult your cabinet maker for overlay panel and handle options. Refer to the installation guide for details and side panel options.



LIVE MARVELOUSLY TIP

Moisture-adjustable drawers are the ideal environment to prolong the life of your delicate fruit and vegetables.



Performance

- Dynamic Cooling Technology™ air flow system ensures circulation and optimal cooling environment for longer lasting food preservation
- The pure filtration system circulates clean, filtered air throughout the interior to prevent odor transfer

Storage Capabilities

- 22.1 cu. ft. total storage capacity
 - 15.2 cu. ft. refrigerator capacity
 - 6.9 cu. ft. freezer capacity
- Storage Drawer with 12 Temperature Settings: Choose from 9 preset selections (like Ready to Serve, Cheese, White/Sparkling Wine, Beer, Fish/Shellfish) plus 3 customizable settings to ensure your food remains at the ideal temperature for serving and maintaining freshness
- Fully Cantilevered, Adjustable Shelves: All-glass shelves can be arranged in a variety of flexible configurations to fit wide and tall items
- Tri-level freezer organization system features 3 large-capacity baskets with removable dividers and smooth-glide roll out
- Top freezer baskets are removable to accommodate larger items
- Smooth-glide crisper drawers feature adjustable humidity control and minimal temperature variation to preserve even the most delicate fruits and vegetables longer

Touchpad Controls

- Customized temperature controls allow you to adjust the refrigerator and freezer temperatures independently
- Audible alerts for power loss, high temperature and door ajar

Aesthetics

- Soft, transitional LED lighting gradually illuminates the interior with ample light as you open the door — perfect for night-time trips to the refrigerator
- Select models are available in multiple finishes to match AGA kitchen suites

Additional Convenience

- 1-year full product warranty, 2 to 5-year full sealed refrigeration system warranty



Ordering Options

Marvel Professional	
Stainless Steel	AMPROFD23-SS
Legacy	
Stainless Steel	AMLFDR23-SS
Vintage White	AMLFDR23-VWT
Ivory	AMLFDR23-IVY
Cranberry	AMLFDR23-CRN
Black	AMLFDR23-BLK
Mercury	
Stainless Steel	MMCFDR23-SS
White	MMCFDR23-WHT
Ivory	MMCFDR23-IVY
Scarlet	MMCFDR23-SCR
Gloss Black	MMCFDR23-BLK
Matte Black	MMCFDR23-MBL
Elise	
Stainless Steel	MELFDR23-SS
White	MELFDR23-WHT
Ivory	MELFDR23-IVY
Scarlet	MELFDR23-SCR
Gloss Black	MELFDR23-BLK
Matte Black	MELFDR23-MBL



LIVE MARVELOUSLY TIP

Freeze your leftovers in airtight containers for a quick go-to meal fix when you don't have the energy to cook. And, there's no need to buy frozen lunches when you have homemade leftovers as a backup!

Designed to match AGA ranges with 4 elegant styles and multiple finish options



Marvel Professional
Stainless Steel Only




Legacy
5 Color Options



Mercury
6 Color Options



Elise
6 Color Options



UNDERCOUNTER COLLECTION

KITCHEN
DINING ROOM
WET BAR
MAN CAVE/SHE SHED

PATIO
GARAGE
THEATER ROOM
EXERCISE ROOM

OFFICE
BEDROOM
BATHROOM
AND MORE



15" and 24" Models
Solid and Framed
Glass Door Options



Outdoor
Certified
Models

MORE DESIGN OPTIONS. MORE CONVENIENT PLACES.



Framed Glass
Overlay Panel
Ready Models

Solid Overlay Panel
Ready Models



Built-In and Mobile
Plus ADA Height Options



Luxury-grade quality you can feel

Sturdy Pro-Style
Handles



Easy-to-Install
Overlay Panel
Options



Soft-Close
Integrated Hinge



Stainless Steel
Shelf Fronts



New Tri-Color Lighting



You can feel the craftsmanship in fully extendable, smooth ball-bearing roller glides, sturdy stainless steel door handles and soft-close integrated door hinge system. It's calibrated into the state-of-the-art Marvel Intuit™ integrated controls and evident in the strong, enduring mechanics.


You can see the impeccable fit and lustrous finish that merges seamlessly with cabinetry, as if both were inspired from one like design. And you can taste the difference in the way Marvel preserves the pure, perfectly chilled flavor of food, wine and beverages.

This is the Marvel Professional difference.



24" Marvel Professional Dual Zone Wine and Beverage Center

Model # MP24WB



TRI-COLOR LIGHTING



Sapphire Blue Amber Glow Arctic White

Performance

- Two independently controlled temperature zones offer dual options for wine and beverage storage
- Upper zone environment is ideal for wine storage (45° F to 60° F) and the lower zone is designed for beverages and perishables (34° F to 42° F)
- Dynamic Cooling Technology™ delivers rapid cool down, frost-free operation and the industry's best temperature stability
- Vibration Neutralization System™ protects wine from agitation, allowing it to come to full maturation
- Thermal-efficient cabinet ensures optimum food preservation and energy efficiency while maximizing capacity
- Argon-filled, UV-resistant tinted dual pane glass door protects contents from damaging ultraviolet light, while conserving energy
- Now even quieter operation thanks to exclusive design enhancements to buffer and minimize sound

Storage Capabilities

- 5.1 total cu. ft.
 - 1.85 cu. ft upper zone stores 7 bottles on (1) smooth-glide display wine rack with heavy-gauge wire cradles
 - 3.27 cu ft. lower zone can hold (112) 12-oz cans, (64) longneck bottles or (2) upright 2-liter bottles
- Tall-item storage: lower zone features cantilevered shelving that allows for high-clearance vertical items
- Lower shelf glides out for easy access and features 3-in-1 Convertible Shelf™ with removable glass pane for wine rack option
- Access contents easily with full-extension, glide-out shelving on the Smooth Glide™ ball bearing system
- Cantilevered shelving system adjusts height to your storage needs

Touchpad Controls

- Multifunction Marvel Intuit™ Integrated Controls feature convenient settings for the ultimate programmability and allow you to select a precise temperature for each zone
- Vacation mode conserves energy during times when unit is not in use

Aesthetics

- Soft-close integrated hinge provides a seamless zero clearance installation and a smooth gentle close
- At the touch of a button, change the interior light color to sapphire blue, amber glow, or arctic white
- Two-stage theater-style lighting offers full or half illumination
- Elegant midnight black interior
- Professional styling: stainless-steel-framed glass door, sturdy full-length handle, sleek stainless steel shelf fronts and stainless steel toe kick adjustable to 4" with leveling legs
- Finish options: stainless steel or overlay (panel ready)

Additional Convenience

- Close Door Assist System™ gently and automatically draws door to a close, ensuring door is never accidentally left ajar
- Door lock provides added safety and security
- 3-year parts and labor warranty, 5-year sealed system parts warranty



Lower shelf converts to wine storage and glides out for easy access.

Ordering Options

Stainless Frame, Glass Door with Lock, Integrated Right Hinge, Professional Handle	MP24WBG4RS
Stainless Frame, Glass Door with Lock, Integrated Left Hinge, Professional Handle	MP24WBG4LS
Panel-Ready Framed Glass Door with Lock, Integrated Right Hinge (Handle Not Included)*	MP24WBF4RP
Panel-Ready Framed Glass Door with Lock, Integrated Left Hinge (Handle Not Included)*	MP24WBF4LP

*Easy installation! No panel kit required. Consult your cabinet maker for overlay panel and handle options.



Finish Options

Stainless Steel

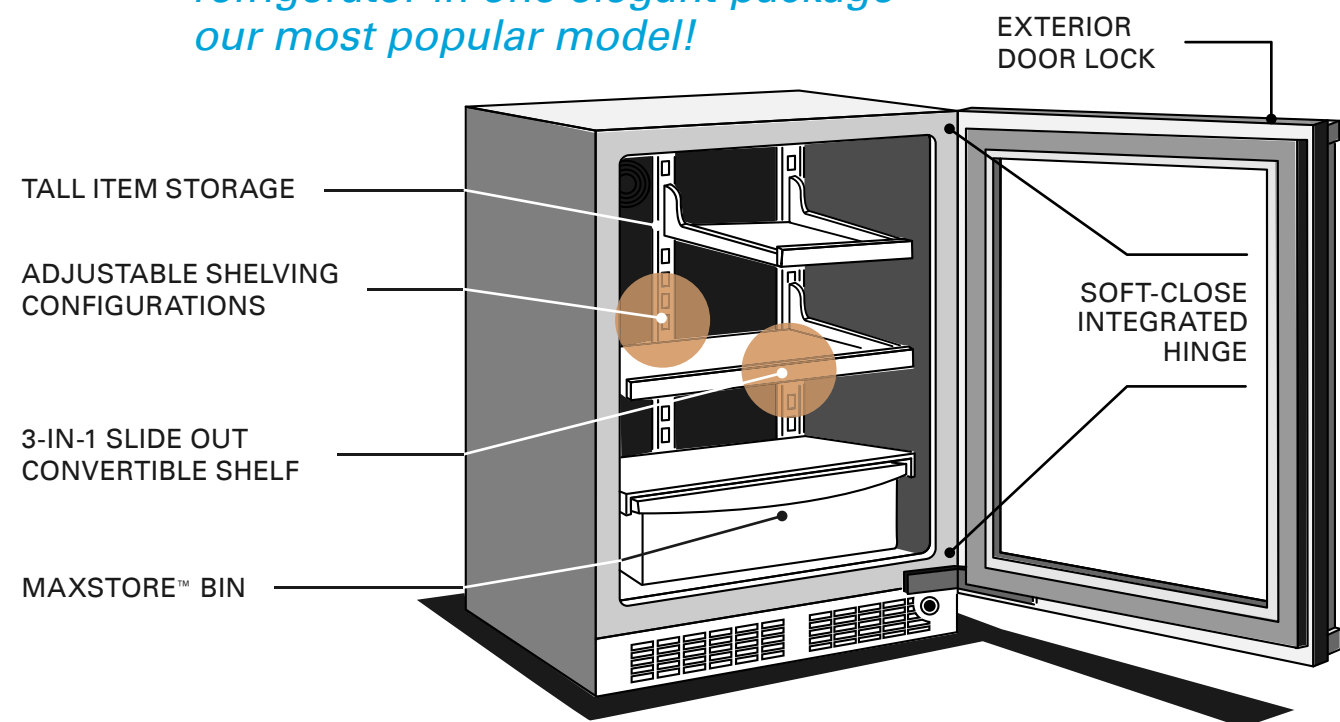
Framed Overlay (Panel Ready)*



24" Marvel Professional Beverage Refrigerator with MaxStore™ Bin

Model #MP24BR

A refrigerator, beverage center and wine refrigerator in one elegant package—our most popular model!



Performance

- Dynamic Cooling Technology™ delivers the industry's best temperature stability and rapid cool down, tested and proven to cool nearly 2x faster than competitors
- Thermal-efficient cabinet ensures optimum food preservation and energy efficiency while maximizing capacity
- Argon-filled, UV-resistant tinted dual pane glass door protects contents from damaging ultraviolet light, while conserving energy
- Now even quieter operation thanks to exclusive design enhancements to buffer and minimize sound

Storage Capabilities

- 5.5 cu. ft. capacity, stores 20 wine bottles total (7 flat) and up to (162) 12-oz cans
- 3-in-1 Slide-Out Split Convertible Shelf™ features removable glass pane with wine rack option to store beverages, food, or wine
- Tall item storage: half-width interior shelf allows for high-clearance vertical storage
- MaxStore™ smooth-glide clear bin organizes loose, bulky items; capable of storing 15 lbs of produce, 4 wine bottles or 22 cans
- Access contents easily with full-extension, glide-out shelving on the Smooth Glide™ ball bearing system
- Cantilevered shelving system adjusts height to your storage needs

Touchpad Controls

- Multifunction Marvel Intuit™ Integrated Controls allow you to select a precise cabinet temperature from 34° F to 42° F
- Vacation mode conserves energy during times when unit is not in use

Aesthetics

- Soft-close integrated hinge provides a seamless zero clearance installation and a smooth gentle close
- At the touch of a button, change the interior light color to sapphire blue, amber glow, or arctic white
- Two-stage theater-style lighting offers full or half illumination
- Elegant midnight black interior
- Professional styling: stainless-steel-framed glass door, sturdy full-length handle, sleek stainless steel shelf fronts and stainless steel toe kick adjustable to 4" with leveling legs
- Finish options: stainless steel or overlay (panel ready)

Additional Convenience

- Close Door Assist System™ gently and automatically draws door to a close, ensuring door is never accidentally left ajar
- Door lock provides added safety and security
- 3-year parts and labor warranty, 5-year sealed system parts warranty

Ordering Options

Stainless Frame, Glass Door with Lock, Integrated Right Hinge, Professional Handle	MP24BRG4RS
Stainless Frame, Glass Door with Lock, Integrated Left Hinge, Professional Handle	MP24BRG4LS
Panel-Ready Framed Glass Door with Lock, Integrated Right Hinge (Handle Not Included)*	MP24BRF4RP
Panel-Ready Framed Glass Door with Lock, Integrated Left Hinge (Handle Not Included)*	MP24BRF4LP

*Easy installation! No panel kit required. Consult your cabinet maker for overlay panel and handle options.



3-IN-1 SLIDE-OUT CONVERTIBLE SHELF



Glass Shelving

Glass Shelving and Wine Rack

Wine Rack

LIVE MARVELOUSLY TIP

Make hosting parties a breeze without stressing over where to store the extra food and drinks. Capable of storing a combination of extra-large food platters, wine bottles, 12-oz cans, 2-L bottles, 6-packs and more, Marvel offers plenty of solutions to make you the host with the most.



24" Marvel Professional Beverage Center with 3-in-1 Convertible Shelves and Display Wine Rack

Model # MP24BC

Dynamic food, beverage, and wine storage



Performance

- Dynamic Cooling Technology™ delivers the industry’s best temperature stability and rapid cool down, tested and proven to cool nearly 2x faster than competitors
- Thermal-efficient cabinet ensures optimum food preservation and energy efficiency while maximizing capacity
- Argon-filled, UV-resistant tinted dual pane glass door protects contents from damaging ultraviolet light, while conserving energy
- Now even quieter operation thanks to exclusive design enhancements to buffer and minimize sound

Storage Capabilities

- 5.3 cu. ft. capacity, stores 19 wine bottles total (14 flat, 5 cradled) and up to (108) 12-oz cans
- (2) 3-in-1 Slide-Out Split Convertible Shelves™ feature removable glass pane with wine rack option to store beverages, food or wine
- Display wine rack glides out for easy access and holds 5 wine bottles, including magnum sizes
- Access contents easily with full-extension, glide-out shelving on the Smooth Glide™ ball bearing system
- Cantilevered shelving system adjusts height to your storage needs

Touchpad Controls

- Multifunction Marvel Intuit™ Integrated Controls allow you to select a precise cabinet temperature from 34° F to 42° F
- Vacation mode conserves energy during times when unit is not in use

Aesthetics

- Soft-close integrated hinge provides a seamless zero clearance installation and a smooth gentle close
- At the touch of a button, change the interior light color to sapphire blue, amber glow, or arctic white
- Two-stage theater-style lighting offers full or half illumination
- Elegant midnight black interior
- Professional styling: stainless-steel-framed glass door, sturdy full-length handle, sleek stainless steel shelf fronts and stainless steel toe kick adjustable to 4" with leveling legs
- Finish options: stainless steel or overlay (panel ready)

Additional Convenience

- Close Door Assist System™ gently and automatically draws door to a close, ensuring door is never left ajar
- Door lock provides added safety and security
- 3-year parts and labor warranty, 5-year sealed system parts warranty

Ordering Options

Stainless Frame, Glass Door with Lock, Integrated Right Hinge, Professional Handle	MP24BCG4RS
Stainless Frame, Glass Door with Lock, Integrated Left Hinge, Professional Handle	MP24BCG4LS
Panel-Ready Framed Glass Door with Lock, Integrated Right Hinge (Handle Not Included)*	MP24BCF4RS
Panel-Ready Framed Glass Door with Lock, Integrated Left Hinge (Handle Not Included)*	MP24BCF4LS

*Easy installation! No panel kit required. Consult your cabinet maker for overlay panel and handle options.



3-IN-1 SLIDE-OUT CONVERTIBLE SHELVES



15" Marvel Professional Beverage Center

Model # MP15BC

A compact size capable of storing nearly three 12-packs!



LIVE MARVELOUSLY TIP

Make the most of a compact space with this 15" model designed to hold any combination of food and beverages – even wine! A 3-in-1 Convertible Shelf easily converts to a full wine rack with extendable glides and the cantilevered shelving system adjusts shelf height to your storage needs.

Finish Options

Stainless Steel

Framed Overlay (Panel Ready)*

33 3/4" H

25 5/8" D including handle

14 7/8" W

- Performance**
- Dynamic Cooling Technology™ delivers the industry's best temperature stability and rapid cool down, tested and proven to cool nearly 2x faster than competitors
 - Thermal-efficient cabinet ensures optimum food preservation and energy efficiency while maximizing capacity
 - Argon-filled, UV-resistant tinted dual pane glass door protects contents from damaging ultraviolet light, while conserving energy
 - Now even quieter operation thanks to exclusive design enhancements to buffer and minimize sound

- Storage Capabilities**
- 2.7 cu. ft. capacity, stores up to (35) 12-oz cans and/or 6 wine bottles
 - 3-in-1 Convertible Shelf™ features removable glass pane with wine rack option to store food, beverages or wine
 - Fully adjustable shelving system with two cantilevered, full-width steel-framed glass shelves
 - Access contents easily with 2 full-extension, glide-out shelves on the Smooth Glide™ ball bearing system
 - Stainless steel shelf fronts

- Touchpad Controls**
- Multifunction Marvel Intuit™ Integrated Controls allow you to select a precise cabinet temperature from 34° F to 42° F
 - Vacation mode conserves energy during times when unit is not in use

- Aesthetics**
- Soft-close integrated hinge provides a seamless zero clearance installation and a smooth gentle close
 - At the touch of a button, change the interior light color to sapphire blue, amber glow, or arctic white
 - Two-stage theater-style lighting offers full or half illumination
 - Elegant midnight black interior
 - Professional styling: stainless-steel-framed glass door, sturdy full-length handle, sleek stainless steel shelf fronts and stainless steel toe kick adjustable to 4" with leveling legs
 - Finish options: stainless steel or overlay (panel ready)

- Additional Convenience**
- Close Door Assist System™ gently and automatically draws door to a close, ensuring door is never accidentally left ajar
 - Door lock provides added safety and security
 - Filler kit available for 18" wide opening (see page 94)
 - 3-year parts and labor warranty, 5-year sealed system parts warranty

Ordering Options

Stainless Frame, Glass Door with Lock, Integrated Right Hinge, Professional Handle	MP15BCG4RS
Stainless Frame, Glass Door with Lock, Integrated Left Hinge, Professional Handle	MP15BCG4LS
Panel-Ready Framed Glass Door with Lock, Integrated Right Hinge (Handle Not Included)*	MP15BCF4RP
Panel-Ready Framed Glass Door with Lock, Integrated Left Hinge (Handle Not Included)*	MP15BCF4LP

*Easy installation! No panel kit required. Consult your cabinet maker for overlay panel and handle options.



Shown with the Marvel Professional Clear Ice Tri-Color Illuminice™ (page 34)

TRI-COLOR LIGHTING

Sapphire Blue Amber Glow Arctic White



24" Marvel Professional All Refrigerator with MaxStore™ Bin

Model # MP24RA



Performance

- Dynamic Cooling Technology™ delivers the industry's best temperature stability and rapid cool down, tested and proven to cool nearly 2x faster than competitors
- Thermal-efficient cabinet ensures optimum food preservation and energy efficiency while maximizing capacity
- Now even quieter operation thanks to exclusive design enhancements to buffer and minimize sound

Storage Capabilities

- 5.1 cu. ft. capacity, stores up to (115) 12-oz cans
- MaxStore™ smooth-glide clear bin organizes loose, bulky items; capable of storing 15 lbs of produce, 4 wine bottles or 22 cans
- Tall item storage: half-width interior shelf and extra door storage allows for high-clearance vertical storage
- Also includes (1) full-width smooth-glide stainless steel shelf, (1) half-width cantilevered, fully adjustable stainless steel shelf and (1) fixed stainless steel-framed glass shelf
- Access contents easily with roller-glide shelf

Touchpad Controls

- Multifunction Marvel Intuit™ Integrated Controls allow you to select a precise cabinet temperature from 34° F to 42° F
- Vacation mode conserves energy during times when unit is not in use

Aesthetics

- Soft-close integrated hinge provides a seamless zero clearance installation and a smooth gentle close
- At the touch of a button, change the interior light color to sapphire blue, amber glow, or arctic white
- Two-stage theater-style lighting offers full or half illumination
- Elegant midnight black interior
- Professional styling: sturdy full-length handle, sleek stainless steel shelf fronts and stainless steel toe kick adjustable to 4" with leveling legs
- Finish options: stainless steel or overlay (panel ready)

Additional Convenience

- Close Door Assist System™ gently and automatically draws door to a close, ensuring door is never accidentally left ajar
- Door lock provides added safety and security
- 3-year parts and labor warranty, 5-year sealed system parts warranty

Ordering Options

Solid Stainless Steel Door with Lock, Integrated Right Hinge, Professional Handle	MP24RAS4RS
Solid Stainless Steel Door with Lock, Integrated Left Hinge, Professional Handle	MP24RAS4LS
Panel-Ready Solid Overlay Door with Lock, Integrated Right Hinge (Handle Not Included)*	MP24RAP4RP
Panel-Ready Solid Overlay Door with Lock, Integrated Left Hinge (Handle Not Included)*	MP24RAP4LP

*Easy installation! No panel kit required. Consult your cabinet maker for overlay panel and handle options.

Multi-faceted storage for tall items, bottles, fresh produce and more



MAXSTORE™ BIN CAN STORE 15 LBS OF PRODUCE

OR



HOLDS 4 WINE BOTTLES

OR



FITS (22) 12-OZ CANS

16" Tall-Bottle Storage



LIVE MARVELOUSLY TIP

Store even the largest of party platters in the Marvel All Refrigerator. Its generous depth can hold even extra-large serving dishes and platters.



Finish Options



Stainless Steel



Solid Overlay (Panel Ready)*



24" Marvel Professional Refrigerated Drawers

Model # MP24RD

Maximum storage capacity within easy reach



Performance

- Dynamic Cooling Technology™ delivers the industry's best temperature stability and rapid cool down, tested and proven to cool nearly 2x faster than competitors
- Interior durably constructed from stainless steel, the most hygienic, easy-to-clean and stain-resistant of materials
- Insulated thermal-efficient cabinet and drawer fronts ensure optimum efficiency and preservation
- Now even quieter operation thanks to exclusive design enhancements to buffer and minimize sound

Storage Capabilities

- 5.0 cu. ft. capacity, stores up to (108) 12-oz cans in two large-capacity smooth-glide drawers
- Adjustable divider included in the top and bottom drawers

Touchpad Controls

- Multifunction Marvel Intuit™ Integrated Controls allow you to select a precise cabinet temperature from 34° F to 42° F
- Vacation mode conserves energy during times when unit is not in use

Aesthetics

- Specially designed for a truly flush, zero clearance fit with adjoining cabinetry
- At the touch of a button, change the interior light color to sapphire blue, amber glow, or arctic white
- Two-stage theater-style lighting offers full or half illumination
- Elegant midnight black cabinet interior with sleek stainless steel drawers
- Professional styling: sleek stainless steel drawers, sturdy full-length handles and stainless steel toe kick adjustable to 4" with leveling legs
- Finish options: stainless steel or overlay (panel ready)

Additional Convenience

- Close Door Assist System™ gently and automatically brings drawers to a close, ensuring they're never ajar
- Lock provides added safety and security for both drawers
- 3-year parts and labor warranty, 5-year sealed system parts warranty

Ordering Options

Solid Stainless Steel Drawer Fronts with Lock, Professional Handle	MP24RDS3NS
Panel-Ready Solid Overlay Drawer Fronts with Lock (Handle Not Included)*	MP24RDP3NP

*Easy installation! No panel kit required. Consult your cabinet maker for overlay panel and handle options.



Quick-grip divider conveniently adjusts to organize and secure contents.

Stores
up to
108
12-OZ CANS



LIVE MARVELOUSLY TIP

Help kids make better snack choices by keeping juice boxes and portioned fruit, vegetables, yogurt and other healthy foods within easy reach in Marvel Professional Undercounter Drawers.





24" Marvel Professional All Freezer
Model # MP24FA

*Stores up to 200 lbs
of frozen goods!*

**TRI-COLOR
LIGHTING**



Sapphire Blue Amber Glow Arctic White

Performance

- Tested to hold up to 200 lbs of frozen goods
- Dynamic Cooling Technology™ delivers rapid cool down, frost-free operation and the industry's best temperature stability
- Insulated thermal-efficient cabinet and drawer fronts ensure optimum efficiency and preservation
- Now even quieter operation thanks to exclusive design enhancements to buffer and minimize sound

Storage Capabilities

- 4.6 total cu. ft. of food storage
- Keep bulky items organized and within easy reach with 3 commercial-grade chrome wire bins on the fully extendable Smooth Glide™ ball bearing system

Touchpad Controls

- Multifunction Marvel Intuit™ Integrated Controls allow you to select a precise cabinet temperature from -10° F to 10° F
- Vacation mode conserves energy during times when unit is not in use

Aesthetics

- Soft-close integrated hinge provides a seamless zero clearance installation and a smooth gentle close
- At the touch of a button, change the interior light color to sapphire blue, amber glow, or arctic white
- Two-stage theater-style lighting offers full or half illumination
- Elegant midnight black interior
- Professional styling: stainless steel door, sturdy full-length handle, sleek stainless steel shelf fronts and stainless steel toe kick adjustable to 4" with leveling legs
- Finish options: stainless steel or overlay (panel ready)

Additional Convenience

- Close Door Assist System™ gently and automatically draws door to a close, ensuring door is never accidentally left ajar
- Door lock provides added safety and security
- 3-year parts and labor warranty, 5-year sealed system parts warranty

Ordering Options

Solid Stainless Steel Door with Lock, Integrated Right Hinge, Professional Handle	MP24FAS4RS
Solid Stainless Steel Door with Lock, Integrated Left Hinge, Professional Handle	MP24FAS4LS
Panel-Ready Solid Overlay Door with Lock, Integrated Right Hinge (Handle Not Included)*	MP24FAP4RP
Panel-Ready Solid Overlay Door with Lock, Integrated Left Hinge (Handle Not Included)*	MP24FAP4LP

*Easy installation! No panel kit required. Consult your cabinet maker for overlay panel and handle options.



LIVE MARVELOUSLY TIP

Perfect for frozen meats and desserts, make-ahead freezer meals, frosty mugs and more, Marvel Undercounter Freezers give you more freezer storage capacity, all within the convenience of your kitchen. No more trips to the garage or the basement to access a hard-to-reach chest freezer.

33 3/4" H



25 5/8" D including handle

23 7/8" W

Finish Options



Stainless Steel



Solid Overlay (Panel Ready)*

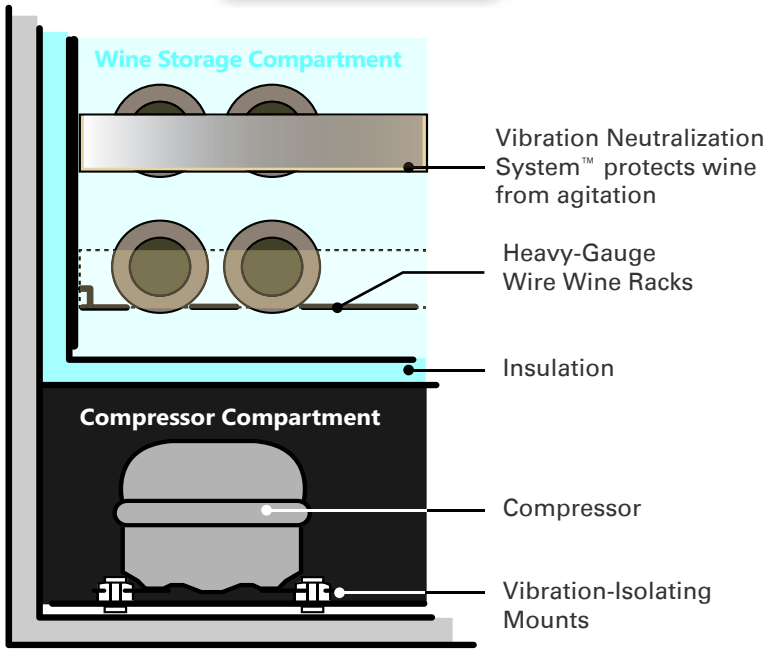


24" Marvel Professional High-Efficiency Dual Zone Wine Refrigerator

Model # MP24WD

Engineered to target the 5 critical principles of proper wine storage

-  **True Dual Zone**
-  **Independent Temperature Control**
-  **Neutralizes Vibrations**
-  **Protects Against Light**
-  **Properly Canted to Keep Corks Moist**



Performance

- Dynamic Cooling Technology™ delivers the industry's best temperature stability and rapid cool down, safely bringing wine to temperature without compromising integrity
- Two independently monitored zones store your wine collection at separate temperatures
- Vibration Neutralization System™ protects wine from agitation, allowing it to come to full maturation
- Thermal-efficient cabinet ensures optimum preservation and energy efficiency while maximizing capacity
- Argon-filled, UV-resistant tinted dual pane glass door protects contents from damaging ultraviolet light, while conserving energy
- Now even quieter operation thanks to exclusive design enhancements to buffer and minimize sound

Storage Capabilities

- 4.9 cu. ft. capacity, stores 40 bottles of wine total
 - Upper zone includes (3) 8-bottle smooth-glide full wine racks
 - Lower zone includes (1) 8-bottle smooth-glide full wine rack and (2) 4-bottle smooth-glide half-depth wine racks
- Heavy-gauge wire wine racks are shaped to safely cradle each wine bottle
- Full-extension Smooth Glide™ ball bearing shelf system prevents jarring

Touchpad Controls

- Multifunction Marvel Intuit™ Integrated Controls allow you to select a precise cabinet temperature from 45° F to 55° F in the lower zone and 55° F to 62° F in the upper zone
- Vacation mode conserves energy during times when unit is not in use

Aesthetics

- Soft-close integrated hinge provides a seamless zero clearance installation and a smooth gentle close
- At the touch of a button, change the interior light color to sapphire blue, amber glow, or arctic white
- Two-stage theater-style lighting offers full or half illumination
- Elegant midnight black interior
- Professional styling: stainless-steel-framed glass door, sturdy full-length handle, sleek stainless steel shelf fronts and stainless steel toe kick adjustable to 4" with leveling legs
- Finish options: stainless steel or overlay (panel ready)

Additional Convenience

- Close Door Assist System™ gently and automatically draws door to a close, ensuring door is never accidentally left ajar
- Door lock provides added safety and security
- 3-year parts and labor warranty, 5-year sealed system parts warranty

Ordering Options

Stainless Frame, Glass Door with Lock, Integrated Right Hinge, Professional Handle	MP24WDG5RS
Stainless Frame, Glass Door with Lock, Integrated Left Hinge, Professional Handle	MP24WDG5LS
Panel-Ready Framed Glass Door with Lock, Integrated Right Hinge (Handle Not Included)*	MP24WDF5RP
Panel-Ready Framed Glass Door with Lock, Integrated Left Hinge (Handle Not Included)*	MP24WDF5LP

*Easy installation! No panel kit required. Consult your cabinet maker for overlay panel and handle options.

High-Efficiency Wine Refrigerator
2X
UP TO
MORE EFFICIENT
THAN COMPETITORS



LIVE MARVELOUSLY TIP

If your palette favors red and white wines with equal enthusiasm, get the best of both with a Marvel Professional Dual Zone Wine Refrigerator. Highly recommended for storing many varietals of wine, you can host a wine tasting and pairing party or enjoy the selection all to yourself.



24” Marvel Professional
High-Efficiency Single
Zone Wine Refrigerator

Model # MP24WS

48-bottle wine preservation
up to 2x more efficient than others



- Performance
- Up to 2x more efficient than leading competitors
 - Dynamic Cooling Technology™ delivers the industry’s best temperature stability and rapid cool down, safely bringing wine to temperature without compromising integrity
 - Vibration Neutralization System™ protects wine from agitation, allowing it to come to full maturation
 - Thermal-efficient cabinet ensures optimum preservation and energy efficiency while maximizing capacity
 - Argon-filled, UV-resistant tinted dual pane glass door protects contents from damaging ultraviolet light, while conserving energy
 - Now even quieter operation thanks to exclusive design enhancements to buffer and minimize sound

- Storage Capabilities
- 5.2 cu. ft. capacity, stores 48 bottles of wine total
 - Includes (5) 8-bottle smooth-glide full wine racks
 - Includes (2) 4-bottle smooth-glide half-depth wine racks
 - Heavy-gauge wire wine racks are shaped to safely cradle each wine bottle
 - Full-extension Smooth Glide™ ball bearing shelf system prevents jarring

- Touchpad Controls
- Multifunction Marvel Intuit™ Integrated Controls allow you to select a precise cabinet temperature from 40° F to 65° F
 - Vacation mode conserves energy during times when unit is not in use

- Aesthetics
- Soft-close integrated hinge provides a seamless zero clearance installation and a smooth gentle close
 - At the touch of a button, change the interior light color to sapphire blue, amber glow, or arctic white
 - Two-stage theater-style lighting offers full or half illumination
 - Elegant midnight black interior
 - Professional styling: stainless-steel-framed glass door, sturdy full-length handle, sleek stainless steel shelf fronts and stainless steel toe kick adjustable to 4” with leveling legs
 - Finish options: stainless steel or overlay (panel ready)

- Additional Convenience
- Close Door Assist System™ gently and automatically draws door to a close, ensuring door is never accidentally left ajar
 - Door lock provides added safety and security
 - 3-year parts and labor warranty, 5-year sealed system parts warranty

Ordering Options

Stainless Frame, Glass Door with Lock, Integrated Right Hinge, Professional Handle	MP24WSG5RS
Stainless Frame, Glass Door with Lock, Integrated Left Hinge, Professional Handle	MP24WSG5LS
Panel-Ready Framed Glass Door with Lock, Integrated Right Hinge (Handle Not Included)*	MP24WSF5RP
Panel-Ready Framed Glass Door with Lock, Integrated Left Hinge (Handle Not Included)*	MP24WSF5LP

*Easy installation! No panel kit required. Consult your cabinet maker for overlay panel and handle options.

- Performance
- Up to 2x more efficient than leading competitors
 - Dynamic Cooling Technology™ delivers the industry’s best temperature stability and rapid cool down, safely bringing wine to temperature without compromising integrity
 - Vibration Neutralization System™ protects wine from agitation, allowing it to come to full maturation
 - Thermal-efficient cabinet ensures optimum preservation and energy efficiency while maximizing capacity
 - Argon-filled, UV-resistant tinted dual pane glass door protects contents from damaging ultraviolet light, while conserving energy
 - Now even quieter operation thanks to exclusive design enhancements to buffer and minimize sound

- Storage Capabilities
- 2.7 cu. ft. capacity, stores 24 bottles of wine total with (6) 4-bottle smooth-glide wine racks
 - Heavy-gauge wire wine racks are shaped to safely cradle each wine bottle
 - Full-extension Smooth Glide™ ball bearing shelf system prevents jarring

- Touchpad Controls
- Multifunction Marvel Intuit™ Integrated Controls allow you to select a precise cabinet temperature from 40° F to 65° F
 - Vacation mode conserves energy during times when unit is not in use

- Aesthetics
- Soft-close integrated hinge provides a seamless zero clearance installation and a smooth gentle close
 - At the touch of a button, change the interior light color to sapphire blue, amber glow, or arctic white
 - Two-stage theater-style lighting offers full or half illumination
 - Elegant midnight black interior
 - Professional styling: stainless-steel-framed glass door, sturdy full-length handle, sleek stainless steel shelf fronts and stainless steel toe kick adjustable to 4” with leveling legs
 - Finish options: stainless steel or overlay (panel ready)

- Additional Convenience
- Close Door Assist System™ gently and automatically draws door to a close, ensuring door is never accidentally left ajar
 - Door lock provides added safety and security
 - Filler kit available for 18” wide opening (see page 94)
 - 3-year parts and labor warranty, 5-year sealed system parts warranty

Ordering Options

Stainless Frame, Glass Door with Lock, Integrated Right Hinge, Professional Handle	MP15WSG4RS
Stainless Frame, Glass Door with Lock, Integrated Left Hinge, Professional Handle	MP15WSG4LS
Panel-Ready Framed Glass Door with Lock, Integrated Right Hinge (Handle Not Included)*	MP15WSF4RP
Panel-Ready Framed Glass Door with Lock, Integrated Left Hinge (Handle Not Included)*	MP15WSF4LP

*Easy installation! No panel kit required. Consult your cabinet maker for overlay panel and handle options.

15” Marvel Professional
High-Efficiency Single
Zone Wine Refrigerator

Model # MP15WS

Slim, sophisticated 24-bottle
wine preservation





Impeccably clear ice for the connoisseur

MARVEL PROFESSIONAL CLEAR ICE MACHINE WITH
*Tri-Color Illuminice*TM



The quietest ice machine

Never to be outdone, we improved sound suppression and buffered operating noise to make Marvel Clear Ice Machines quieter than most dishwashers.



Unrivaled clarity and quality

Our fractional freezing process removes dissolved solids for pure, clear ice that won't impart flavor to your drinks. Other "clear ice" brands reuse residual water with high impurity content.



The optimal shape for faster, longer cooling

Engineered to the perfect size, shape and density for immediate cooling and slower melt, while taking up less space in your glass.

25%
ENERGY
SAVINGS

Energy-saving options

New Eco IceTM and Vacation/Delay Start modes conserve up to 25% water and electricity.



Produces up to 39 lbs a day

That's the equivalent of nearly eight convenience-store bags of ice daily!



15" Marvel Professional Clear Ice Machine with Tri-Color Illuminice™


Model # MP15CP



Shown with the Marvel Professional Single Zone Wine Refrigerator (page 33). Note: Ice scoop holder no longer included.



TRI-COLOR LIGHTING



Performance

- The quietest ice machine you can buy
- New energy-saving options conserve water and energy
- Engineered to consistently produce pure, clear ice with unrivaled clarity, immediate cooling and slower melt
- Its uniform size and compact density prove to be the optimal shape to provide faster cooling, while taking up less space in your glass
- Produces up to 39 pounds of clear ice daily, the equivalent of nearly eight convenience-store bags of ice
- Streamlined componentry and single-connection water fitting for simple installation

Storage Capabilities

- Large-capacity bin stores 35 pounds of clear ice, while preserving quality and assuring fresh ice production
- Sleek scoop design
- Easy-to-clean, hygienic interior surface

Touchpad Controls

- Marvel Intuit™ Integrated Controls feature all-new settings for ultimate programmability
- Eco Ice™ mode moderates ice production to conservative usage, saving 25% water (91 gallons monthly) and 25% energy (\$45 annually)**
- Delay Start/Vacation option automatically postpones operation by 1/4/6/8 (hour or day) intervals, preventing wasteful water and energy use
- Audible alerts and programmed cleaning reminders

Aesthetics

- New Illuminice™ feature projects waterproof LED light through clear ice for a dazzling illumination effect
- At the touch of a button, change the interior light color to sapphire blue, amber glow, or arctic white
- Two-stage theater-style lighting offers full or half illumination
- Midnight black interior and the first-ever glass door option add drama to the ice presentation, perfect for entertaining
- Soft-close integrated hinge provides a seamless zero clearance installation and a smooth, gentle close
- Finish options: stainless steel (solid or glass door) or overlay (panel ready)*

Ordering Options

Factory Installed Pump	
Solid Stainless Steel Door, Integrated Right Hinge, Professional Handle	MP15CPS2RS
Solid Stainless Steel Door, Integrated Left Hinge, Professional Handle	MP15CPS2LS
Stainless Steel Frame Glass Door, Integrated Right Hinge, Professional Handle	MP15CPG2RS
Stainless Steel Frame Glass Door, Integrated Left Hinge, Professional Handle	MP15CPG2LS
Panel-Ready Solid Overlay Door, Integrated Right Hinge (Handle Not Included)*	MP15CPP2RP
Panel-Ready Solid Overlay Door, Integrated Left Hinge (Handle Not Included)*	MP15CPP2LP

Accessories	
Clear Ice Machine Cleaner, 4-oz bottle	S41013789

*Easy installation! No panel kit required. Consult your cabinet maker for overlay panel and handle options.



LIVE MARVELOUSLY TIP

Ice to a cocktail is what flame is to food – use it wisely, and the results can be phenomenal, use it incorrectly and you can completely alter a drink's taste. Expert bartenders insist that ice is the most important ingredient in making a great cocktail and choosing the right kind can make or break your drink. The purer the ice, the better a drink will taste as the ice melts. And, clarity is the best indicator for purity, as is the case with the Marvel Professional Clear Ice Machine, considered the clearest, most pure ice available for residential use.

Additional Convenience

- Includes factory installed drain pump
- Close Door Assist System™ prevents energy loss by automatically drawing door to a gentle close
- Stainless steel toe kick adjustable to 4" with leveling legs
- 3-year parts and labor warranty, 5-year sealed system parts warranty

Proper Ice Machine Care

Each model is programmed with manufacturer-recommended cleaning reminders. To ensure maximum performance and ice quality, clean your ice machine once every 6 months or more depending on use and water quality. For Marvel-approved cleaning accessories, see Accessories.



Finish Options



Stainless Steel



Solid Stainless Steel



Solid Overlay (Panel Ready)*

**Based on national average of \$0.12 kWh at 100% operation
Note: Ice production rate optimal when ambient air and water temperature is at or below 72° F.



The energy-efficient collection of quality, craftsmanship and impeccable style

A classic throughout generations of industry leadership, the Marvel collection continues to uphold its hallmark standards of quality and signature features—attributes emblematic of the Marvel brand and what continues to propel our reputation and status as the undercounter product to be desired. It's the brand found in world-class sports stadiums, celebrity entertainment rooms and thousands of homes throughout North America. You'll see why in the pages that follow.

Easy-to-Install
Overlay Panel
Options



Slim Designer
Handle



Most Versatile
Design Options



Largest Collection of
ENERGY STAR®
Certified Undercounter
Appliances Available





24" Marvel Dual Zone Wine and Beverage Center with 3-in-1 Split Convertible Shelf™

Model # ML24WB

Truly flexible, truly dual zone storage for wine and beverages

UPPER ZONE
Wine Storage
45° F to 60° F
Holds 16 wine bottles

LOWER ZONE
Beverage/Food Storage
34° F to 42° F
Holds as many as (112) 12-oz cans (64) longneck bottles



Performance

- Two independently-controlled temperature zones offers dual options for wine and beverage storage
- Upper zone environment is ideal for wine storage (45° F to 60° F) and the lower zone is designed for beverages and perishables (34° F to 42° F)
- Dynamic Cooling Technology™ delivers the industry's best temperature stability and rapid cool down, safely bringing wine to temperature without compromising integrity
- Vibration Neutralization System™ protects wine from agitation, allowing it to come to full maturation
- Thermal-efficient cabinet ensures optimum preservation and energy efficiency while maximizing capacity
- Argon-filled, UV-resistant tinted dual pane glass door protects contents from damaging ultraviolet light, while conserving energy
- Now even quieter operation thanks to exclusive design enhancements to buffer and minimize sound

Storage Capabilities

- 5.1 total cu. ft.
 - 1.85 cu. ft. upper zone stores 16 bottles of wine on (2) 8-bottle roller-glide wine racks
- Heavy-gauge wire wine racks safely cradle each wine bottle
 - 3.27 cu. ft. lower zone can hold (112) 12-oz cans, (64) longneck bottles or an additional 6 wine bottles
 - 3-in-1 Split Convertible Shelf™ offers cantilevered glass shelving that converts to 3 or 6-bottle wine rack

Touchpad Controls

- Multifunction Marvel Intuit™ Integrated Controls feature convenient settings for the ultimate programmability and allow you to select a precise temperature for each zone
- Vacation mode conserves energy during times when the unit is not in use

Aesthetics

- Two-stage, arctic white theater-style LED lighting and midnight black interior
- Solid black shelf fronts (see page 94 for other shelf front options)
- Easy-to-install panel overlay option features soft-close integrated hinge for a truly flush fit with cabinetry
- Finish options: stainless steel or overlay (panel ready)

Additional Convenience

- Close Door Assist System™ gently and automatically draws door to a close, ensuring door is never accidentally left ajar
- Black toe kick adjustable to 4" with leveling legs
- 1-year parts and labor warranty, 5-year sealed system parts warranty

Finish



Stainless Steel

Framed Overlay (Panel Ready)*

Solid Overlay (Panel Ready)*



LIVE MARVELOUSLY TIP

Host the ultimate party with something for everyone. This versatile model can store a full selection of wine, beer, liquor, mixers, sodas, party platters and more.



Ordering Options

Stainless Frame Glass Door, Right Hinge	ML24WBG1RS
Stainless Frame Glass Door, Left Hinge	ML24WBG1LS
Panel-Ready Framed Glass Door, Integrated Right Hinge (Handle Not Included)*	ML24WBF2RP
Panel-Ready Framed Glass Door, Integrated Left Hinge (Handle Not Included)*	ML24WBF2LP
Panel-Ready Solid Overlay Door, Integrated Right Hinge	ML24WBP2RP
Panel-Ready Solid Overlay Door, Integrated Left Hinge	ML24WBP2LP

*Easy installation! No panel kit required. Consult your cabinet maker for overlay panel and handle options.



24" Marvel Beverage Refrigerator with 3-in-1 Split Convertible Shelf™ and MaxStore™ Bin

Model # ML24BR

Flexible 3-in-1 storage configurations of food, wine and beverage storage

Performance

- Dynamic Cooling Technology™ delivers the industry's best temperature stability and rapid cool down, tested and proven to cool nearly 2x faster than competitors
- Argon-filled, UV-resistant tinted dual pane glass door protects contents from damaging ultraviolet light, while conserving energy
- Now even quieter operation thanks to exclusive design enhancements to buffer and minimize sound

Storage Capabilities

- 5.2 cu. ft. capacity, stores up to (162) 12-oz cans and/or 7 bottles of wine
- 3-in-1 Split Convertible Shelf™ offers cantilevered glass shelving, wine racks, or hybrid options
- Tall item storage: half-width interior shelf allows for high-clearance vertical storage
- MaxStore™ smooth-glide clear bin organizes loose, bulky items; capable of storing 15 lbs of produce, 4 wine bottles or 22 cans

Touchpad Controls

- Multifunction Marvel Intuit™ Integrated Controls allow you to select a precise cabinet temperature from 34° F to 42° F
- Vacation mode conserves energy during times when unit is not in use

Aesthetics

- Two-stage, arctic white theater-style LED lighting and midnight black interior
- Solid black-stained maple shelf fronts (natural maple available, see page 94)
- Easy-to-install panel overlay option features soft-close integrated hinge for a truly flush fit with cabinetry
- Finish options: stainless steel, black or overlay (panel ready)

Additional Convenience

- Close Door Assist System™ gently and automatically draws door to a close, ensuring door is never accidentally left ajar
- Black toe kick adjustable to 4" with leveling legs
- 1-year parts and labor warranty, 5-year sealed system parts warranty

Ordering Options

Stainless Frame, Glass Door, Right Hinge, Stainless Designer Handle	ML24BRG2RS
Stainless Frame, Glass Door, Left Hinge, Stainless Designer Handle	ML24BRG2LS
Smooth Black Frame, Glass Door, Right Hinge, Black Designer Handle	ML24BRG2RB
Smooth Black Frame, Glass Door, Left Hinge, Black Designer Handle	ML24BRG2LB
Panel-Ready Framed Glass Door, Integrated Right Hinge (Handle Not Included)*	ML24BRF3RP
Panel-Ready Framed Glass Door, Integrated Left Hinge (Handle Not Included)*	ML24BRF3LP
Panel-Ready Solid Overlay Door, Integrated Right Hinge (Handle Not Included)*	ML24BRP3RP
Panel-Ready Solid Overlay Door, Integrated Left Hinge (Handle Not Included)*	ML24BRP3LP


*Easy installation! No panel kit required. Consult your cabinet maker for overlay panel and handle options.




3-in-1 SPLIT SHELF

3-in-1 Split Convertible Shelf™


Choose glass shelving, wine rack with a Vibration Neutralization System™ or all-in-one configuration, allowing storage for 3, 4, or 7 wine bottles.



Glass Shelving



Glass Shelving and Wine Rack



Wine Rack



Finish Options



Stainless Steel



Framed Overlay (Panel Ready)*



Solid Overlay (Panel Ready)*



Black Frame



24" Marvel Beverage Center with Two 3-in-1 Split Convertible Shelves™

Model # ML24BC

6-in-1 configurations of food, wine and beverage storage



LIVE MARVELOUSLY TIP

If you live in a household of beer drinkers and wine lovers, this model offers the most versatility between wine, beverage and food storage.



Finish Options



Stainless Steel



Framed Overlay (Panel Ready)*



Solid Overlay (Panel Ready)*

Performance

- Dynamic Cooling Technology™ delivers the industry's best temperature stability and rapid cool down, tested and proven to cool nearly 2x faster than competitors
- Thermal-efficient cabinet ensures optimum preservation and energy efficiency while maximizing capacity
- Argon-filled, UV-resistant tinted dual pane glass door protects contents from damaging ultraviolet light, while conserving energy
- Now even quieter operation thanks to exclusive design enhancements to buffer and minimize sound

Storage Capabilities

- 5.5 cu. ft. capacity, stores up to (162) 12-oz cans and/or 18 wine bottles
- (2) 3-in-1 Split Convertible Shelves™ — cantilevered glass shelving converts to wine racks with a Vibration Neutralization System™ or both configurations all in one
- Roller-glide 4-bottle wine rack

Touchpad Controls

- Multifunction Marvel Intuit™ Integrated Controls allow you to select a precise cabinet temperature from 34° F to 42° F
- Vacation mode conserves energy during times when unit is not in use

Aesthetics

- Two-stage, arctic white theater-style LED lighting and midnight black interior
- Solid black-stained maple shelf fronts (natural maple available, see page 94)
- Easy-to-install panel overlay option features soft-close integrated hinge for a truly flush fit with cabinetry
- Finish options: stainless steel or overlay (panel ready)

Additional Convenience

- Close Door Assist System™ gently and automatically draws door to a close, ensuring door is never accidentally left ajar
- Black toe kick adjustable to 4" with leveling legs
- 1-year parts and labor warranty, 5-year sealed system parts warranty

Ordering Options

Stainless Frame, Glass Door, Right Hinge, Stainless Designer Handle	ML24BCG1RS
Stainless Frame, Glass Door, Left Hinge, Stainless Designer Handle	ML24BCG1LS
Panel-Ready Framed Glass Door, Integrated Right Hinge (Handle Not Included)*	ML24BCF2RP
Panel-Ready Framed Glass Door, Integrated Left Hinge (Handle Not Included)*	ML24BCF2LP
Panel-Ready Solid Overlay Door, Integrated Right Hinge (Handle Not Included)*	ML24BCP2RP
Panel-Ready Solid Overlay Door, Integrated Left Hinge (Handle Not Included)*	ML24BCP2LP

*Easy installation! No panel kit required. Consult your cabinet maker for overlay panel and handle options.





15" Marvel Beverage Center

Model # ML15BC

Stores up to four 12-packs in one slim footprint



Finish Options



Stainless Steel



Framed Overlay (Panel Ready)*



Solid Overlay (Panel Ready)*



Black Frame

Performance

- Dynamic Cooling Technology™ delivers the industry's best temperature stability and rapid cool down, tested and proven to cool nearly 2x faster than competitors
- Thermal-efficient cabinet ensures optimum preservation and energy efficiency while maximizing capacity
- Argon-filled, UV-resistant tinted dual pane glass door protects contents from damaging ultraviolet light, while conserving energy
- Now even quieter operation thanks to exclusive design enhancements to buffer and minimize sound

Storage Capabilities

- 2.7 cu. ft. capacity, stores (72) 12-oz cans and 3 wine bottles
- Black steel-framed glass shelves are cantilevered and fully adjustable
- Includes (1) 3-in-1 Convertible shelf™ featuring removable glass pane with wine rack option
- Store food, beverages, or wine

Touchpad Controls

- Multifunction Marvel Intuit™ Integrated Controls allow you to select a precise cabinet temperature from 34° F to 42° F
- Vacation mode conserves energy during times when unit is not in use

Aesthetics

- Two-stage, arctic white theater-style LED lighting and midnight black interior
- Easy-to-install panel overlay option features soft-close integrated hinge for a truly flush fit with cabinetry
- Finish options: stainless steel, black or overlay (panel ready)

Additional Convenience

- Close Door Assist System™ gently and automatically draws door to a close, ensuring door is never accidentally left ajar
- Black toe kick adjustable to 4" with leveling legs
- Filler kit available for 18" wide opening (see page 94)
- 1-year parts and labor warranty, 5-year sealed system parts warranty

Ordering Options

Stainless Frame, Glass Door, Right Hinge, Stainless Designer Handle	ML15BCG2RS
Stainless Frame, Glass Door, Left Hinge, Stainless Designer Handle	ML15BCG2LS
Smooth Black Frame, Glass Door, Right Hinge, Black Designer Handle	ML15BCG2RB
Smooth Black Frame, Glass Door, Left Hinge, Black Designer Handle	ML15BCG2LB
Panel-Ready Framed Glass Door, Integrated Right Hinge (Handle Not Included)*	ML15BCF3RP
Panel-Ready Framed Glass Door, Integrated Left Hinge (Handle Not Included)*	ML15BCF3LP
Panel-Ready Solid Overlay Door, Integrated Right Hinge (Handle Not Included)*	ML15BCP3RP
Panel-Ready Solid Overlay Door, Integrated Left Hinge (Handle Not Included)*	ML15BCP3LP


*Easy installation! No panel kit required. Consult your cabinet maker for overlay panel and handle options.



15" Marvel All Refrigerator

Model # ML15RA

Extra refrigeration storage in a slim 15" footprint



Finish Options



Stainless Steel



Solid Overlay (Panel Ready)*



Black

Performance

- Dynamic Cooling Technology™ delivers the industry's best temperature stability and rapid cool down, tested and proven to cool nearly 2x faster than competitors
- Thermal-efficient cabinet ensures optimum preservation and energy efficiency while maximizing capacity
- Now even quieter operation thanks to exclusive design enhancements to buffer and minimize sound

Storage Capabilities

- 2.7 cu. ft. capacity, stores (72) 12-oz cans
- (2) white steel-framed glass shelves are cantilevered and fully adjustable

Touchpad Controls

- Multifunction Marvel Intuit™ Integrated Controls allow you to select a precise cabinet temperature from 34° F to 42° F
- Vacation mode conserves energy during times when unit is not in use

Aesthetics

- Pristine white interior easily wipes clean
- Efficient arctic white LED lighting illuminates interior for better viewing
- Easy-to-install panel overlay option features soft-close integrated hinge for a truly flush fit with cabinetry
- Finish options: stainless steel, black or overlay (panel ready)

Additional Convenience

- Close Door Assist System™ gently and automatically draws door to a close, ensuring door is never accidentally left ajar
- Black toe kick adjustable to 4" with leveling legs
- Filler kit available for 18" wide opening (see page 94)
- 1-year parts and labor warranty, 5-year sealed system parts warranty

Ordering Options

Solid Stainless Steel Door, Right Hinge, Stainless Designer Handle	ML15RAS1RS
Solid Stainless Steel Door, Left Hinge, Stainless Designer Handle	ML15RAS1LS
Solid Smooth Black Door, Right Hinge, Black Designer Handle	ML15RAS1RB
Solid Smooth Black Door, Left Hinge, Black Designer Handle	ML15RAS1LB
Panel-Ready Solid Overlay Door, Integrated Right Hinge (Handle Not Included)*	ML15RAP2RP
Panel-Ready Solid Overlay Door, Integrated Left Hinge (Handle Not Included)*	ML15RAP2LP

*Easy installation! No panel kit required. Consult your cabinet maker for overlay panel and handle options.

24" Marvel Beverage Center

Model # ML24BCG0

Maximum beverage storage for up to 190 cans!



Performance

- Thermal-efficient cabinet ensures optimum preservation and energy efficiency while maximizing capacity
- Argon-filled, UV-resistant tinted dual pane glass door protects contents from damaging ultraviolet light, while conserving energy
- Now even quieter operation thanks to exclusive design enhancements to buffer and minimize sound

Storage Capabilities

- 5.5 cu. ft. capacity, stores (190) 12-oz cans
- (2) cantilevered, fully adjustable FreshFlo™ black commercial-grade steel shelves
- Designed for maximum storage with full-depth shelves

Controls

- Marvel Prime™ Controls allow you to set cabinet temperature from 34° F to 42° F
- Audible alarms for door ajar and high/low temperature ensure your contents stay at optimal temperature

Aesthetics

- White incandescent display lighting and midnight black interior
- Finish: stainless steel

Additional Convenience

- Close Door Assist System™ gently and automatically draws door to a close, ensuring door is never accidentally left ajar
- Black toe kick adjustable to 4" with leveling legs
- 1-year parts and labor warranty, 5-year sealed system parts warranty

Ordering Options

Stainless Frame, Glass Door, Right Hinge, Stainless Designer Handle	ML24BCG0RS
Stainless Frame, Glass Door, Left Hinge, Stainless Designer Handle	ML24BCG0LS



LIVE MARVELOUSLY TIP

Keep up with your thirsty family with the Marvel Beverage Center, our highest capacity model. It doubles as extra food storage, too!



24" Marvel Refrigerated Drawers

Model # ML24RD

Convenient access, ultimate refrigeration capacity



LIVE MARVELOUSLY TIP
Busy mornings? Packing lunches can be fast and easy! On Sundays, simply organize your Marvel Refrigerated Drawers with pre-made, portioned food and throughout the week you'll have healthy lunch items ready to grab, bag and go.



Finish Options



Stainless Steel



Solid Overlay (Panel Ready)*



Black

Performance

- Dynamic Cooling Technology™ delivers the industry's best temperature stability and rapid cool down, tested and proven to cool nearly 2x faster than competitors
- Thermal-efficient cabinet ensures optimum preservation and energy efficiency while maximizing capacity
- Now even quieter operation thanks to exclusive design enhancements to buffer and minimize sound

Storage Capabilities

- 5.0 cu. ft. capacity, stores (108) 12-oz cans in two large-capacity roller-glide drawers
- Adjustable grip divider included in top drawer to organize and secure contents

Touchpad Controls

- Multifunction Marvel Intuit™ Integrated Controls allow you to select a precise cabinet temperature from 34° F to 42° F
- Vacation mode conserves energy during times when unit is not in use

Aesthetics

- Specially designed for a truly flush fit with adjoining cabinetry
- Pristine white interior easily wipes clean
- Efficient arctic white LED lighting illuminates interior for better viewing
- Finish options: stainless steel, black or overlay (panel ready)

Additional Convenience

- Close Door Assist System™ gently and automatically brings drawers to a close, ensuring they're never accidentally left ajar
- Black toe kick adjustable to 4" with leveling legs
- 1-year parts and labor warranty, 5-year sealed system parts warranty

Ordering Options

Solid Stainless Steel Drawer Front, Stainless Designer Handle	ML24RDS3NS
Solid Smooth Black Drawer Front, Black Designer Handle	ML24RDS3NB
Panel-Ready Solid Overlay Drawer Front, (Handle Not Included)*	ML24RDP3NP

*Easy installation! No panel kit required. Consult your cabinet maker for overlay panel and handle options.






24" Marvel All Refrigerator with MaxStore™ Bin

Model # ML24RA

Convenient door storage included



Finish Options



Stainless Steel



Solid Overlay (Panel Ready)*



Black

Performance

- Dynamic Cooling Technology™ delivers the industry's best temperature stability and rapid cool down, tested and proven to cool nearly 2x faster than competitors
- Thermal-efficient cabinet ensures optimum preservation and energy efficiency while maximizing capacity
- Now even quieter operation thanks to exclusive design enhancements to buffer and minimize sound

Storage Capabilities

- 5.1 cu. ft. capacity, stores (115) 12-oz cans
- MaxStore™ smooth-glide clear bin organizes loose, bulky items; capable of storing 15 lbs of produce, 4 wine bottles or 22 cans
- Tall item storage: half-width interior shelf and extra door storage allows for high-clearance vertical storage
- Also includes (1) cantilevered, fully adjustable white steel-framed glass shelf and (1) fixed steel-framed glass shelf

Touchpad Controls

- Multifunction Marvel Intuit™ Integrated Controls allow you to select a precise cabinet temperature from 34° F to 42° F
- Vacation mode conserves energy during times when unit is not in use

Aesthetics

- Pristine white interior easily wipes clean
- Efficient arctic white LED lighting illuminates interior for better viewing
- Easy-to-install panel overlay option features soft-close integrated hinge for a truly flush fit with cabinetry
- Finish options: stainless steel, black or overlay (panel ready)

Additional Convenience

- Close Door Assist System™ gently and automatically draws door to a close, ensuring door is never accidentally left ajar
- Black toe kick adjustable to 4" with leveling legs
- 1-year parts and labor warranty, 5-year sealed system parts warranty

Ordering Options

Solid Stainless Steel Door, Right Hinge, Stainless Designer Handle	ML24RAS2RS
Solid Stainless Steel Door, Left Hinge, Stainless Designer Handle	ML24RAS2LS
Solid Smooth Black Door, Right Hinge, Black Designer Handle	ML24RAS2RB
Solid Smooth Black Door, Left Hinge, Black Designer Handle	ML24RAS2LB
Panel-Ready Solid Overlay Door, Integrated Right Hinge*	ML24RAP3RP
Panel-Ready Solid Overlay Door, Integrated Left Hinge*	ML24RAP3LP

*Easy installation! No panel kit required. Consult your cabinet maker for overlay panel and handle options.

Performance

- Dynamic Cooling Technology™ delivers the industry's best temperature stability and rapid cool down, tested and proven to cool nearly 2x faster than competitors
- Thermal-efficient cabinet ensures optimum preservation and energy efficiency while maximizing capacity
- Now even quieter operation thanks to exclusive design enhancements to buffer and minimize sound

Storage Capabilities

- 5.3 cu. ft. capacity, stores (190) 12-oz cans
- (2) cantilevered, fully adjustable FreshFlo™ white commercial-grade steel shelves
- Flat interior door allows for full-depth storage

Touchpad Controls

- Multifunction Marvel Intuit™ Integrated Controls allow you to select a precise cabinet temperature from 34° F to 42° F
- Vacation mode conserves energy during times when unit is not in use

Aesthetics

- Pristine white interior easily wipes clean
- Efficient arctic white LED lighting illuminates interior for better viewing
- Finish: stainless steel

Additional Convenience

- Close Door Assist System™ gently and automatically draws door to a close, ensuring door is never accidentally left ajar
- Black toe kick adjustable to 4" with leveling legs
- 1-year parts and labor warranty, 5-year sealed system parts warranty

Ordering Options

Solid Stainless Steel Door, Right Hinge, Stainless Designer Handle	ML24RAS1RS
Solid Stainless Steel Door, Left Hinge, Stainless Designer Handle	ML24RAS1LS



LIVE MARVELOUSLY TIP


Love Friday night pizza? Marvel can store even extra-large pizza boxes, perfect for keeping leftovers fresh to enjoy the next day!



24" Marvel All Refrigerator

Model # ML24RAS1

Max-capacity refrigeration storage



Finish



Stainless Steel



ML24RFS3RS



† Select Models

Performance

- Dynamic Cooling Technology™ delivers rapid cool down, frost-free operation and the industry's best temperature stability
- Independent temperature control for each compartment
- Thermal-efficient cabinet ensures optimum preservation and energy efficiency while maximizing capacity
- Now even quieter operation thanks to exclusive design enhancements to buffer and minimize sound

Storage Capabilities

- 4.9 cu. ft. capacity, refrigerator stores (72) 12-oz cans
- MaxStore™ smooth-glide clear bin organizes loose, bulky items; capable of storing 15 lbs of produce, 4 wine bottles or 22 cans
- Self-closing freezer can store 12 pints of ice cream
- Crescent ice maker produces up to 7 lbs of ice in 24 hours and ice bucket stores 13 lbs of ice (select models)
- Also includes (2) half-width cantilevered, fully adjustable steel-framed glass shelves and (1) full width fixed position steel-framed glass shelf

Touchpad Controls

- Multifunction Marvel Intuit™ Integrated Controls ensure precise refrigeration temperature management from 34° F to 42° F and a freezer temperature between -6° F and 6° F to keep contents evenly frozen throughout
- Vacation mode conserves energy during times when unit is not in use

Aesthetics

- Pristine white interior easily wipes clean
- Efficient arctic white LED lighting illuminates interior for better viewing
- Easy-to-install panel overlay option features soft-close integrated hinge for a truly flush fit with cabinetry
- Finish options: stainless steel, black or overlay (panel ready)

Additional Convenience

- Close Door Assist System™ gently and automatically draws door to a close, ensuring door is never accidentally left ajar
- Black toe kick adjustable to 4" with leveling legs
- 1-year parts and labor warranty, 5-year sealed system parts warranty

Ordering Options:

Refrigerator + Freezer + Ice Maker	
Solid Stainless Steel Door, Right Hinge, Stainless Designer Handle†	ML24RIS4RS
Solid Stainless Steel Door, Left Hinge, Stainless Designer Handle†	ML24RIS4LS
Panel-Ready Solid Overlay Door, Integrated Right Hinge (Handle Not Included)*	ML24RIP5RP
Panel-Ready Solid Overlay Door, Integrated Left Hinge (Handle Not Included)*	ML24RIP5LP

*Easy installation! No panel kit required. Consult your cabinet maker for overlay panel and handle options.

† ENERGY STAR® Certified


24" Marvel Refrigerator and Freezer and MaxStore™ Bin

Model # ML24RF & ML24RI

Refrigerator + freezer + optional ice maker, all-in-one



Models available with ice maker capable of producing 7 lbs of ice per day (see ordering options)



Finish Options



Stainless Steel



Solid Overlay (Panel Ready)*

Ordering Options:

Refrigerator + Freezer (No Ice Maker)	
Solid Stainless Steel Door, Right Hinge, Stainless Designer Handle†	ML24RFS3RS
Solid Stainless Steel Door, Left Hinge, Stainless Designer Handle†	ML24RFS3LS
Panel-Ready Solid Overlay Door, Integrated Right Hinge (Handle Not Included)*	ML24RFP4RP
Panel-Ready Solid Overlay Door, Integrated Left Hinge (Handle Not Included)*	ML24RFP4LP




24" Marvel All Freezer

Model # ML24FA

Commercial-strength frozen food storage for your home



LIVE MARVELOUSLY TIP
Eat fruits and vegetables all year round by preserving them in your Marvel All Freezer to enjoy any time, no matter the season.



Finish Options



Stainless Steel



Solid Overlay (Panel Ready)*

Performance

- Tested to hold up to 200 lbs of frozen goods
- Dynamic Cooling Technology™ delivers rapid cool down, frost-free operation and the industry's best temperature stability
- Adjustable FreshFlo™ stainless steel shelf helps efficiently circulate cold air and ensures even temperature stability
- Now even quieter operation thanks to exclusive design enhancements to buffer and minimize sound

Storage Capabilities

- 4.7 total cu. ft.
- Keep items organized and within easy reach with two commercial-grade chrome wire freezer bins on the fully extendable Smooth Glide™ ball bearing system
- Also includes (1) full-width adjustable cantilevered FreshFlo™ stainless steel shelf (removable)

Touchpad Controls

- Multifunction Marvel Intuit™ Integrated Controls allow you to select a precise cabinet temperature from -10° F to 10° F to keep contents evenly frozen
- Vacation mode conserves energy during times when unit is not in use

Aesthetics

- Pristine white interior easily wipes clean
- Efficient arctic white LED lighting illuminates interior for better viewing
- Easy-to-install panel overlay option features soft-close integrated hinge for a truly flush fit with cabinetry
- Finish options: stainless steel or overlay (panel ready)

Additional Convenience

- Close Door Assist System™ gently and automatically draws door to a close, ensuring door is never accidentally left ajar
- Black toe kick adjustable to 4" with leveling legs
- 1-year parts and labor warranty, 5-year sealed system parts warranty

Ordering Options

Solid Stainless Steel Door, Right Hinge, Stainless Designer Handle	ML24FAS1RS
Solid Stainless Steel Door, Left Hinge, Stainless Designer Handle	ML24FAS1LS
Panel-Ready Solid Overlay Door, Integrated Right Hinge (Handle Not Included)*	ML24FAP2RP
Panel-Ready Solid Overlay Door, Integrated Left Hinge (Handle Not Included)*	ML24FAP2LP

*Easy installation! No panel kit required. Consult your cabinet maker for overlay panel and handle options.



STORES
UP TO **200** lbs
OF FROZEN GOODS
Commercial-Strength Food Storage



Marvel Protects Your Wine Collection Better Than the Rest, 2x More Efficiently



The Ideal Environment

Just like any living thing, environmental conditions play a critical role in wine development and maturation process, and Marvel Wine Refrigerators are engineered to provide the optimal environment for your special vintages.



Defends Against Light Damage

Light can affect the tannins in the wine, degrading the color and nose of your wine. The dual-pane, tinted, UV-resistant glass door on a Marvel Wine Refrigerator protects wine from light while artfully showcasing your bottles.



Neutralizes Vibrations

Wine does not like to be disturbed, as movement disrupts the sediment and unnaturally accelerates the aging process. Marvel Wine Refrigerators have a triple-layer Vibration Neutralization System (VNS) to protect your wine from damaging movement and heavy-gauge wire wine racks to safely cradle each wine bottle.



Here's the Science

Wine is a fragile and complex composition, and any physical and chemical changes in environment, particularly temperature, can greatly impact the delicate balance of ongoing chemical reactions that occur as oxygen enters the cork. And, the rate of the average chemical reaction increases with temperature. For example, a vintage wine that would normally require 10 years of careful aging may quickly become past its prime in months when stored too warm.

Marvel Wine Refrigerators ensure precise and accurate temperature stability, allowing your collection to gracefully come to full maturation, an attribute others can't deliver.



Access Wine Preservation Guides on the Marvel Blog

Visit marvelrefrigeration.com/blog for proper wine storage techniques, serving temperature charts by wine type and other tips.





Performance

- Two independently-controlled temperature compartments offer dual options for storing and serving: the top between 55° F and 62° F and the bottom between 45° F and 55° F
- Up to 2x more efficient than leading competitors
- Dynamic Cooling Technology™ delivers the industry's best temperature stability and rapid cool down, safely bringing wine to temperature without compromising integrity
- Vibration Neutralization System™ protects wine from agitation, allowing it to come to full maturation
- Thermal-efficient cabinet ensures optimum wine preservation and energy efficiency while maximizing capacity
- Argon-filled, UV-resistant tinted dual pane glass door protects contents from damaging ultraviolet light
- Now even quieter operation thanks to exclusive design enhancements to buffer and minimize sound

Storage Capabilities

- 4.9 cu. ft. capacity, stores 40 bottles of wine: upper zone includes (3) 8-bottle roller-glide wine racks and lower zone includes (1) 8-bottle roller-glide wine rack and (2) 4-bottle half-depth roller-glide wine racks
- Heavy-gauge wire wine racks safely cradle each wine bottle

Touchpad Controls

- Multifunction Marvel Intuit™ Integrated Controls allow you to select a precise cabinet temperature for dual zones

Aesthetics

- Two-stage, white theater LED lighting and midnight black interior and natural maple shelf fronts, stainable to match cabinetry
- Easy-to-install panel overlay option features soft-close integrated hinge for a truly flush fit with cabinetry
- Finish options: stainless steel, black or overlay (panel ready)

Additional Convenience

- Close Door Assist System™ gently and automatically draws door to a close, ensuring door is never accidentally left ajar
- Black toe kick adjustable up to 4" with leveling legs
- 1-year parts and labor warranty, 5-year sealed system parts warranty

Ordering Options

Stainless Frame, Glass Door, Right Hinge, Stainless Designer Handle	ML24WDG3RS
Stainless Frame, Glass Door, Left Hinge, Stainless Designer Handle	ML24WDG3LS
Smooth Black Frame, Glass Door, Right Hinge, Black Designer Handle	ML24WDG3RB
Smooth Black Frame, Glass Door, Left Hinge, Black Designer Handle	ML24WDG3LB
Panel-Ready Framed Glass Door, Integrated Right Hinge (Handle Not Included)*	ML24WDF4RP
Panel-Ready Framed Glass Door, Integrated Left Hinge (Handle Not Included)*	ML24WDF4LP
Panel-Ready Solid Overlay Door, Integrated Right Hinge (Handle Not Included)*	ML24WDP4RP
Panel-Ready Solid Overlay Door, Integrated Left Hinge (Handle Not Included)*	ML24WDP4LP

*Easy installation! No panel kit required. Consult your cabinet maker for overlay panel and handle options.



24" Marvel High-Efficiency Dual Zone Wine Refrigerator

Model # ML24WD

The oenophile's match for precise dual wine preservation



LIVE MARVELOUSLY TIP

Not only can you store both reds and whites in separate, independently-controlled compartments, but you can also opt to program one for long-term storage and another for serving temperature.



Finish Options



Stainless Steel



Framed Overlay (Panel Ready)*



Black Frame



Solid Overlay (Panel Ready)*



24" Marvel High-Efficiency Gallery Single Zone Wine Refrigerator

Model # ML24WSG1

The artful way to showcase your wine collection



LIVE MARVELOUSLY TIP

For the wine collector, the Marvel Gallery Wine Refrigerator elegantly and securely displays bottles of all shapes and sizes – from slim dessert wine bottles to extra-large champagne and magnum bottles. And the angled gallery-style rack makes finding your favorite labels even easier.

33 3/4" H

25 5/8" D including handle

23 7/8" W

Finish

Stainless Steel

Performance

- Up to 2x more efficient than leading competitors
- Dynamic Cooling Technology™ delivers the industry's best temperature stability and rapid cool down, safely bringing wine to temperature without compromising integrity
- Vibration Neutralization System™ protects wine from agitation, allowing it to come to full maturation
- Thermal-efficient cabinet ensures optimum preservation and energy efficiency while maximizing capacity
- Argon-filled, UV-resistant tinted dual pane glass door protects contents from damaging ultraviolet light, while conserving energy
- Now even quieter operation thanks to exclusive design enhancements to buffer and minimize sound

Storage Capabilities

- 5.5 cu. ft. capacity, stores 27 bottles of wine
- Roller-glide shelf system including (2) 7-bottle gallery display racks to display your best wine, (1) 8-bottle roller-glide wine rack and (1) 5-bottle gallery display rack
- Heavy-gauge wire wine racks safely cradle each wine bottle

Touchpad Controls

- Multifunction Marvel Intuit™ Integrated Controls allow you to select a precise cabinet temperature from 40° F to 65° F
- Vacation mode conserves energy during times when unit is not in use

Aesthetics

- Sleek stainless-steel-framed glass door and designer handle
- Natural maple shelf fronts are stainable to match cabinetry
- Two-stage, white theater-style LED lighting and midnight black interior
- Finish: stainless steel

Additional Convenience

- Close Door Assist System™ gently and automatically draws door to a close, ensuring door is never accidentally left ajar
- Black toe kick adjustable to 4" with leveling legs
- 1-year parts and labor warranty, 5-year sealed system parts warranty

Ordering Options

Stainless Frame, Glass Door, Right Hinge, Stainless Designer Handle	ML24WSG1RS
Stainless Frame, Glass Door, Left Hinge, Stainless Designer Handle	ML24WSG1LS



Even Holds Champagne Bottles!



High-Efficiency Wine Refrigerator

UP TO 2X MORE EFFICIENT THAN COMPETITORS





Performance

- Up to 2x more efficient than leading competitors
- Dynamic Cooling Technology™ delivers the industry's best temperature stability and rapid cool down, safely bringing wine to temperature without compromising integrity
- Vibration Neutralization System™ protects wine from agitation, allowing it to come to full maturation
- Thermal-efficient cabinet ensures optimum wine preservation and energy efficiency while maximizing capacity
- Argon-filled, UV-resistant tinted dual pane glass door protects contents from damaging ultraviolet light
- Now even quieter operation thanks to exclusive design enhancements to buffer and minimize sound

Storage Capabilities

- 5.3 cu. ft. capacity, stores 45 bottles
 - (1) 5-bottle gallery wine tray with Vibration Neutralization System™ to display your best wine
 - (5) 8-bottle roller-glide heavy-gauge wire racks to safely cradle each wine bottle

Touchpad Controls

- Multifunction Marvel Intuit™ Integrated Controls allow you to select a precise cabinet temperature from 40° F to 65° F
- Vacation mode conserves energy during times when unit is not in use

Aesthetics

- Two-stage, white theater LED lighting and midnight black interior and natural maple shelf fronts, stainable to match cabinetry
- Easy-to-install panel overlay option features soft-close integrated hinge for a truly flush fit with cabinetry
- Finish options: stainless steel, black or overlay (panel ready)

Additional Convenience

- Close Door Assist System™ gently and automatically draws door to a close, ensuring door is never accidentally left ajar
- Black toe kick adjustable to 4" with leveling legs
- 1-year parts and labor warranty, 5-year sealed system parts warranty

Ordering Options

Stainless Frame, Glass Door, Right Hinge, Stainless Designer Handle	ML24WSG3RS
Stainless Frame, Glass Door, Left Hinge, Stainless Designer Handle	ML24WSG3LS
Smooth Black Frame, Glass Door, Right Hinge, Black Designer Handle	ML24WSG3RB
Smooth Black Frame, Glass Door, Left Hinge, Black Designer Handle	ML24WSG3LB
Panel-Ready Framed Glass Door, Integrated Right Hinge (Handle Not Included)*	ML24WSF4RP
Panel-Ready Framed Glass Door, Integrated Left Hinge (Handle Not Included)*	ML24WSF4LP
Panel-Ready Solid Overlay Door, Integrated Right Hinge (Handle Not Included)*	ML24WSP4RP
Panel-Ready Solid Overlay Door, Integrated Left Hinge (Handle Not Included)*	ML24WSP4LP

*Easy installation! No panel kit required. Consult your cabinet maker for overlay panel and handle options.



24" Marvel High-Efficiency Single Zone Wine Refrigerator

Model # ML24WS

45-bottle wine storage up to 2x more efficient than the rest



LIVE MARVELOUSLY TIP

Love wine and parties? With the Marvel High-Efficiency Single Zone Wine Refrigerator, you'll relish in the finer things in life like more wine for special occasions, wine pairings, or quiet nights in.



Finish Options



Stainless Steel



Framed Overlay (Panel Ready)*



Solid Overlay (Panel Ready)*



Black Frame



15" Marvel High-Efficiency Single Zone Wine Refrigerator

Model # ML15WS

Energy and space-efficient wine preservation



Finish Options



Stainless Steel



Framed Overlay (Panel Ready)*



Solid Overlay (Panel Ready)*



Black Frame

Performance

- Up to 2x more efficient than leading competitors
- Dynamic Cooling Technology™ delivers the industry's best temperature stability and rapid cool down, safely bringing wine to temperature without compromising integrity
- Vibration Neutralization System™ protects wine from agitation, allowing it to come to full maturation
- Thermal-efficient cabinet ensures optimum wine preservation and energy efficiency while maximizing capacity
- Argon-filled, UV-resistant tinted dual pane glass door protects contents from damaging ultraviolet light
- Now even quieter operation thanks to exclusive design enhancements to buffer and minimize sound

Storage Capabilities

- 2.7 cu. ft. capacity, stores 24 bottles of wine with (6) 4-bottle roller-glide wine racks
- Heavy-gauge wire wine racks safely cradle each wine bottle

Touchpad Controls

- Multifunction Marvel Intuit™ Integrated Controls allow you to select a precise cabinet temperature from 40° F to 65° F
- Vacation mode conserves energy during times when unit is not in use

Aesthetics

- Two-stage, white theater-style LED lighting, midnight black interior and natural maple shelf fronts, stainable to match cabinetry
- Easy-to-install panel overlay option features soft-close integrated hinge for a truly flush fit with cabinetry
- Finish options: stainless steel, black or overlay (panel ready)

Additional Convenience

- Close Door Assist System™ gently and automatically draws door to a close, ensuring door is never accidentally left ajar
- Black toe kick adjustable to 4" with leveling legs
- Filler kit available for 18" wide opening (see page 94)
- 1-year parts and labor warranty, 5-year sealed system parts warranty

Ordering Options

Stainless Frame, Glass Door, Right Hinge, Stainless Designer Handle	ML15WSG2RS
Stainless Frame, Glass Door, Left Hinge, Stainless Designer Handle	ML15WSG2LS
Smooth Black Frame, Glass Door, Right Hinge, Black Designer Handle	ML15WSG2RB
Smooth Black Frame, Glass Door, Left Hinge, Black Designer Handle	ML15WSG2LB
Panel-Ready Framed Glass Door, Integrated Right Hinge (Handle Not Included)*	ML15WSF3RP
Panel-Ready Framed Glass Door, Integrated Left Hinge (Handle Not Included)*	ML15WSF3LP
Panel-Ready Solid Overlay Door, Integrated Right Hinge (Handle Not Included)*	ML15WSP3RP
Panel-Ready Solid Overlay Door, Integrated Left Hinge (Handle Not Included)*	ML15WSP3LP

*Easy installation! No panel kit required. Consult your cabinet maker for overlay panel and handle options.

Performance

- Thermal-efficient cabinet ensures optimum wine preservation and energy efficiency while maximizing capacity
- Tinted, UV-resistant glass protects wine from damaging ultraviolet light, while conserving energy
- Vibration Neutralization System™ protects wine from agitation, allowing it to come to full maturation
- Now even quieter operation thanks to exclusive design enhancements to buffer and minimize sound

Storage Capabilities

- 2.86 cu. ft. capacity, stores 23 bottles of wine
 - (5) 4-bottle roll-out wine shelves with heavy-gauge wire racks to safely cradle each wine bottle
 - (1) 3-bottle wine cradle

Temperature Controls

- Marvel Prime™ Controls allow you to set cabinet temperature from 40° F to 65° F

Aesthetics

- White incandescent display lighting and midnight black interior
- Sleek stainless-steel-framed glass door and designer handle
- Natural maple shelf fronts are stainable to match cabinetry
- Finish: stainless steel

Additional Convenience

- Close Door Assist System™ gently and automatically draws door to a close, ensuring door is never accidentally left ajar
- Black toe kick adjustable to 4" with leveling legs
- Filler kit available for 18" wide opening (see page 94)
- 1-year parts and labor warranty, 5-year sealed system parts warranty

Ordering Options

Stainless Frame Glass Door, Right Hinge Stainless Designer Handle	ML15WSG0RS
Stainless Frame Glass Door, Left Hinge Stainless Designer Handle	ML15WSG0LS

LIVE MARVELOUSLY TIP

Wine storage temperature is critical to the optimum preservation of your wine, and when set perfectly, you'll experience the full flavor, aroma and character your wine is capable of delivering to your palate.

See our Wine Storage Temperature Guide at marvelrefrigeration.com/blog.

Note: Door style varies from other Marvel models. For side-by-side installations, please confirm door dimensions.



15" Marvel Single Zone Wine Refrigerator

Model # ML15WSG0

23-bottle wine preservation in a 15" footprint



Finish



Stainless Steel



24" Marvel Single Zone Wine Refrigerator

Model # ML24WSG0

Stores up to 45 bottles



Ordering Options

Stainless Frame Glass Door, Right Hinge Stainless Designer Handle	ML24WSG0RS
Stainless Frame Glass Door, Left Hinge Stainless Designer Handle	ML24WSG0LS
HumiDrawer™	42242728

Note: Door style varies from other Marvel models. For side-by-side installations, please confirm door dimensions.

Performance

- Thermal-efficient cabinet ensures optimum wine preservation and energy efficiency while maximizing capacity
- Argon-filled, UV-resistant tinted dual pane glass door protects contents from damaging ultraviolet light, while conserving energy
- Vibration Neutralization System™ protects wine from agitation, allowing it to come to full maturation
- Now even quieter operation thanks to exclusive design enhancements to buffer and minimize sound

Storage Capabilities

- 6.4 cu. ft. capacity, stores 45 bottles of wine including (1) 7-bottle display wine rack, (4) 8-bottle roll-out wine racks, and (1) 6-bottle wine cradle
- Heavy-gauge wire wine racks safely cradle each wine bottle
- Wire wine racks easily pull out to access your collection

Temperature Controls

- Marvel Prime™ Controls allow you to set cabinet temperature from 40° F to 65° F

Aesthetics

- White incandescent display lighting and midnight black interior
- Sleek stainless-steel-framed glass door and designer handle
- Natural maple shelf fronts are stainable to match cabinetry
- Finish: stainless steel

Additional Convenience

- Close Door Assist System™ gently and automatically draws door to a close, ensuring door is never accidentally left ajar
- Black toe kick adjustable to 4" with leveling legs
- 1-year parts and labor warranty, 5-year sealed system parts warranty



HumiDrawer™ Fine Cigar Storage

Designed exclusively for the 24" Marvel Single Zone Wine Refrigerator (ML24WSG0), the Marvel HumiDrawer™ is handcrafted Spanish Cedar, recommended for fine cigar storage. Smooth Spanish Cedar dividers are adjustable into four compartments to accommodate as many as 200 cigars from 5" to 8" in length. The humidification system is discretely located, and built-in closures solidly seal the chamber.

Storage Capabilities

- Stores 15 lbs of crescent ice

Aesthetics

- Easy-to-install panel overlay option
- Finish options: stainless steel, black or overlay (panel ready)

Additional Convenience

- No pump or drain required
- Close Door Assist System™ gently and automatically draws door to a close, ensuring door is never accidentally left ajar
- Black toe kick adjustable to 4" with leveling legs
- Filler kit available for 18" wide opening (see page 94)
- 1-year parts and labor warranty, 5-year sealed system parts warranty

Ordering Options

Solid Stainless Steel Door, Right Hinge, Stainless Designer Handle	ML15CRS1RS
Solid Stainless Steel Door, Left Hinge, Stainless Designer Handle	ML15CRS1LS
Solid Smooth Black Door, Right Hinge, Black Designer Handle	ML15CRS1RB
Solid Smooth Black Door, Left Hinge, Black Designer Handle	ML15CRS1LB
Panel-Ready Solid Overlay Door, Right Hinge (Handle Not Included)*	ML15CRP1RP
Panel-Ready Solid Overlay Door, Left Hinge (Handle Not Included)*	ML15CRP1LP

*Easy installation! No panel kit required. Consult your cabinet maker for overlay panel and handle options.



15" Marvel Crescent Ice Machine

Model # ML15CR

15 lbs of crescent ice storage,
no pump or drain required



Finish Options



Stainless Steel



Solid Overlay
(Panel Ready)*



Black



MARVEL CLEAR ICE MACHINE WITH

Arctic White Illuminice™



15" Marvel Clear Ice Machine with Arctic White Illuminice™

Model # ML15CL & ML15CP

Performance

- The quietest ice machine you can buy
- New energy-saving options conserve water and energy
- Engineered to consistently produce pure, clear ice with unrivaled clarity, immediate cooling and slower melt
- Its uniform size and compact density prove to be the optimal shape to provide faster cooling, while taking up less space in your glass
- Produces up to 39 pounds of clear ice daily, the equivalent of nearly eight convenience-store bags of ice
- Streamlined componentry and single-connection water fitting for simple installation

Storage Capabilities

- Large-capacity bin stores 35 pounds of clear ice, while preserving quality and assuring fresh ice production
- Sleek scoop design is positioned for easy reach
- Easy-to-clean, hygienic interior surface

Touchpad Controls

- Marvel Intuit™ Integrated Controls feature all-new settings for ultimate programmability
- Eco Ice™ mode moderates ice production to conservative usage, saving 25% water (91 gallons monthly) and 25% energy (\$45 annually)**
- Delay Start/Vacation option automatically postpones operation by 1/4/6/8 (hour or day) intervals, preventing wasteful water use
- Audible alerts and programmed cleaning reminders

Aesthetics

- New Illuminice™ feature projects arctic white LED light through clear ice for a dazzling illumination effect
- First-ever glass door model with white interior adds drama to entertaining at home
- Easy-to-install panel-ready option includes soft-close integrated hinge
- Finish options: stainless steel, black or overlay panel

Additional Convenience

- Close Door Assist System™ prevents energy loss by automatically drawing door to a gentle close
- Black toe kick adjustable to 4" with leveling legs
- 1-year parts and labor warranty, 5-year sealed system parts warranty (see owner's guide for details)

Ordering Options

Gravity Drain Applications	
Solid Stainless Steel Door, Right Hinge	ML15CLS1RS
Solid Stainless Steel Door, Left Hinge	ML15CLS1LS
Stainless Frame, Glass Door, Right Hinge	ML15CLG1RS
Stainless Frame, Glass Door, Left Hinge	ML15CLG1LS
Solid Smooth Black Door, Right Hinge	ML15CLS1RB
Solid Smooth Black Door, Left Hinge	ML15CLS1LB
Panel-Ready Solid Overlay Door, Integrated Right Hinge*	ML15CLP2RP
Panel-Ready Solid Overlay Door, Integrated Left Hinge*	ML15CLP2LP
Factory Installed Pump	
Solid Stainless Door, Right Hinge	ML15CPS1RS
Solid Stainless Door, Left Hinge	ML15CPS1LS
Stainless Frame, Glass Door, Right Hinge	ML15CPG1RS
Stainless Frame, Glass Door, Left Hinge	ML15CPG1LS
Solid Smooth Black Door, Right Hinge	ML15CPS1RB
Solid Smooth Black Door, Left Hinge	ML15CPS1LB
Panel-Ready Solid Overlay Door, Integrated Right Hinge*	ML15CPP2RP
Panel-Ready Solid Overlay Door, Integrated Left Hinge*	ML15CPP2LP
Accessories	
Clear Ice Machine Cleaner, 4-oz bottle	S41013789

*Easy installation! No panel kit required. Consult your cabinet maker for overlay panel and handle options

**Based on national average of \$0.12 kWh at 100% operation
Note: Ice production rate optimal when ambient air and water temperature is at or below 72° F.



LIVE MARVELOUSLY TIP

Much like a fine chocolatier slowly tempers chocolate to a solid state for the best quality and flavor, Marvel Clear Ice employs a fractional freezing process to create high-density, slow-melting ice with the ultimate clarity and purity. As water runs over the cold plate, pure water freezes first. Dissolved solids are carried away into the water reservoir, giving you crystal-clear ice that cools your drinks without affecting the flavor.

Proper Ice Machine Care

Each model is programmed with manufacturer-recommended cleaning reminders. To ensure maximum performance and ice quality, clean your ice machine once every 6 months or more depending on use and water quality. For Marvel-approved cleaning products, see Accessories.



Finish Options



24” Marvel Beer Dispensers

Model # ML24BS & ML24BT

The World’s Most Versatile Beer Dispenser



CHECK OUT OUR BEER BLOG

Get informative how-to’s, fun beer facts and insider knowledge from expert Bob the Beer Engineer at marvelrefrigeration.com/bobthebeerengineer

Ordering Options

SINGLE TAP, BUILT-IN	
Solid Smooth Black Door, Right Hinge, Black Designer Handle†	ML24BSS2RB
Solid Smooth Black Door, Left Hinge, Black Designer Handle†	ML24BSS2LB
Solid Stainless Steel Door, Right Hinge, Stainless Designer Handle†	ML24BSS2RS
Solid Stainless Steel Door, Left Hinge, Stainless Designer Handle†	ML24BSS2LS
Panel-Ready Solid Overlay Door, Integrated Right Hinge (Handle Not Included)*	ML24BSP3RP
Panel-Ready Solid Overlay Door, Integrated Left Hinge (Handle Not Included)*	ML24BSP3LP



Performance

- Dynamic Cooling Technology™ delivers the industry’s best temperature stability and rapid cool down, tested and proven to cool nearly 2x faster than competitors
- Integrated drain system keeps spillage under control and removable components make for easier cleaning
- Double-insulated tower reduces foam on pour and prevents condensation
- Now even quieter operation thanks to exclusive design enhancements to buffer and minimize sound

Storage Capabilities

- 5.7 cu. ft. capacity
- The only beer dispenser that can store half kegs, tall quarter kegs, pony kegs, sixth barrels, Cornelius kegs, growlers, bottles or cans
- Lo-Boy coupler makes it easier to store, tap and swap out tall U.S. type D half barrels
- (2) stow-on-board, commercial-grade stainless-steel shelves convert unit to a full refrigerator to store perishables
- Secure CO₂ tank storage area and drain basin
- Anti-scuff interior floor shield and stainless steel threshold protect against cabinet wear and tear from loading and unloading kegs
- Rear port gives external CO₂ tank option

Touchpad Controls

- Multifunction Marvel Intuit™ Integrated Controls allow you to select a precise cabinet temperature from 34° F to 46° F
- Vacation mode conserves energy during times when unit is not in use

Aesthetics

- Built-in models available with single or twin tap options
- Easy-to-install panel overlay option features soft-close integrated hinge for a truly flush fit with cabinetry
- Finish options: stainless steel, black or overlay (panel ready)

Additional Convenience

- Close Door Assist System™ gently and automatically draws door to a close, ensuring door is never accidentally left ajar
- Black toe kick adjustable to 4” with leveling legs
- 1-year parts and labor warranty, 5-year sealed system parts warranty

TWIN TAP, BUILT-IN	
Solid Stainless Steel Door, Right Hinge, Stainless Designer Handle†	ML24BTS2RS
Solid Stainless Steel Door, Left Hinge, Stainless Designer Handle†	ML24BTS2LS
Panel-Ready Solid Overlay Door, Integrated Right Hinge (Handle Not Included)*	ML24BTP3RP
Panel-Ready Solid Overlay Door, Integrated Left Hinge (Handle Not Included)*	ML24BTP3LP

*Easy installation! No panel kit required. Consult your cabinet maker for overlay panel and handle options.

† ENERGY STAR® Certified



4-IN-1 STORAGE



Half Barrel



Tall Quarter Barrel or Pony Keg with Beverage Storage



Two Sixth Barrels or Cornelius Kegs



Full Beverage Storage

Finish Options



Stainless Steel



Solid Overlay (Panel Ready) *



Black



† Select Models





Low Profile Series *ADA Height Models*

We offer models ideal for ADA-height* installations, universal design applications and areas with limited space or thick flooring. Marvel is a leading choice of world-class sports and entertainment venues, hotels, hospitals and medical facilities, and other premium hospitality installations across America.

"These units are bulletproof! We purchased 500 of Marvel's refrigerators when cell phones were still bricks, and they are still in excellent running condition today!"

- Andrew T, Chief Engineer of JW Marriott


**Slim Designer
Handle**



**Low Profile
ADA Height**



**Easy-to-Install
Overlay Panel
Options**



*Americans with Disabilities Act



24" Marvel Low Profile Beverage Refrigerator

Model # MA24BRG3

Versatile refrigeration storage, universal installation



Performance

- Dynamic Cooling Technology™ delivers the industry's best temperature stability and rapid cool down, tested and proven to cool nearly 2x faster than competitors
- Thermal-efficient cabinet ensures optimum food preservation and energy efficiency while maximizing capacity
- Argon-filled, UV-resistant tinted dual pane glass door protects contents from damaging ultraviolet light, while conserving energy
- Now even quieter operation thanks to exclusive design enhancements to buffer and minimize sound

Storage Capabilities

- 4.9 cu. ft. capacity, stores (95) 12-oz cans and/or (7) wine bottles
- 3-in-1 Split Convertible Shelf™ with cantilevered glass shelving converts to a wine rack with Vibration Neutralization System™ or offers both configurations all in one
- Tall item storage: half-width interior shelf allows for high-clearance vertical storage
- MaxStore™ smooth-glide clear bin organizes loose, bulky items; capable of storing 15 lbs of produce, 4 wine bottles or 22 cans

Touchpad Controls

- Multifunction Marvel Intuit™ Integrated Controls allow you to select a precise cabinet temperature from 34° F to 42° F
- Vacation mode conserves energy during times when unit is not in use

Aesthetics

- Two-stage, arctic white theater-style LED lighting and midnight black interior
- Sleek stainless steel door, black steel-framed shelving and stainless-steel designer handle
- Finish: stainless steel

Additional Convenience

- Low profile, ADA-compliant height allows for universal installation applications
- Close Door Assist System™ gently and automatically draws door to a close, ensuring door is never accidentally left ajar
- Door lock provides added safety and security
- Black toe kick adjustable to 4" with leveling legs
- 1-year parts and labor warranty, 5-year sealed system parts warranty

Ordering Options

Stainless Frame, Glass Door with Lock, Right Hinge, Stainless Designer Handle	MA24BRG3RS
Stainless Frame, Glass Door with Lock Left Hinge, Stainless Designer Handle	MA24BRG3LS

Performance

- Dynamic Cooling Technology™ delivers the industry's best temperature stability and rapid cool down, tested and proven to cool nearly 2x faster than competitors
- FreshFlo™ commercial-grade cantilevered steel shelves are perforated to allow cool air to efficiently circulate throughout the cabinet
- Thermal-efficient cabinet ensures optimum food preservation and energy efficiency while maximizing capacity
- Argon-filled, UV-resistant tinted dual pane glass door protects contents from damaging ultraviolet light, while conserving energy
- Now even quieter operation thanks to exclusive design enhancements to buffer and minimize sound

Storage Capabilities

- 4.9 cu. ft. capacity, stores (95) 12-oz cans and/or (18) wine bottles
- (2) cantilevered, full-width FreshFlo™ black commercial-grade shelves

Touchpad Controls

- Multifunction Marvel Intuit™ Integrated Controls allow you to select a precise cabinet temperature from 34° F to 42° F
- Vacation mode conserves energy during times when unit is not in use

Aesthetics

- Two-stage, arctic white theater-style LED lighting and midnight black interior
- Finish: stainless steel

Additional Convenience

- Low profile, ADA-compliant height allows for universal installation applications
- Close Door Assist System™ gently and automatically draws door to a close, ensuring door is never accidentally left ajar
- Door lock provides added safety and security
- Black toe kick adjustable to 4" with leveling legs
- 1-year parts and labor warranty, 5-year sealed system parts warranty

Ordering Options

Stainless Frame, Glass Door with Lock, Right Hinge, Stainless Designer Handle	MA24BCG1RS
Stainless Frame, Glass Door with Lock, Left Hinge, Stainless Designer Handle	MA24BCG1LS



24" Marvel Low Profile Beverage Center

Model # MA24BCG1

Maximum beverage storage, including up to 18 bottles of wine






24" Marvel Low Profile All Refrigerator with MaxStore™ Bin

Model # MA24RA

Versatile refrigeration storage, universal installation



Finish Options



Stainless Steel



Solid Overlay (Panel Ready)*



Black

Performance

- Dynamic Cooling Technology™ delivers the industry's best temperature stability and rapid cool down, tested and proven to cool nearly 2x faster than competitors
- Now even quieter operation thanks to exclusive design enhancements to buffer and minimize sound

Storage Capabilities

- 4.6 cu. ft. capacity, stores (118) 12-oz cans
- (1) full-width and (1) half-width cantilevered, fully adjustable white steel-framed glass shelves and (1) fixed white steel-framed glass shelf
- Tall item storage: half-width interior shelf allows for high-clearance vertical storage
- MaxStore™ smooth-glide clear bin organizes loose, bulky items; capable of storing 15 lbs of produce, 4 wine bottles or 22 cans

Touchpad Controls

- Multifunction Marvel Intuit™ Integrated Controls allow you to select a precise cabinet temperature from 34° F to 42° F
- Vacation mode conserves energy during times when unit is not in use

Aesthetics

- Pristine white interior easily wipes clean and efficient arctic white LED lighting illuminates interior for better viewing
- Easy-to-install panel overlay option features soft-close integrated hinge for a truly flush fit with cabinetry
- Finish options: stainless steel, black or overlay (panel ready)

Additional Convenience

- Low profile, ADA-compliant height allows for universal installation applications
- Close Door Assist System™ gently and automatically draws door to a close, ensuring door is never accidentally left ajar
- Black toe kick adjustable to 4" with leveling legs
- 1-year parts and labor warranty, 5-year sealed system parts warranty

Ordering Options

Solid Stainless Steel Door with Lock, Right Hinge, Stainless Designer Handle	MA24RAS2RS
Solid Stainless Steel Door with Lock, Left Hinge, Stainless Designer Handle	MA24RAS2LS
Solid Smooth Black Door with Lock, Right Hinge, Black Designer Handle	MA24RAS2RB
Solid Smooth Black Door with Lock, Left Hinge, Black Designer Handle	MA24RAS2LB
Panel-Ready Solid Overlay Door with Lock, Integrated Right Hinge (Handle Not Included)*	MA24RAP3RP
Panel-Ready Solid Overlay Door with Lock, Integrated Left Hinge (Handle Not Included)*	MA24RAP3LP

*Easy installation! No panel kit required. Consult your cabinet maker for overlay panel and handle options.



24" Marvel Low Profile All Refrigerator

Model # MA24RAS1

Full-depth refrigeration storage: stores as many as 190 cans!



Performance

- Dynamic Cooling Technology™ delivers the industry's best temperature stability and rapid cool down, tested and proven to cool nearly 2x faster than competitors
- Now even quieter operation thanks to exclusive design enhancements to buffer and minimize sound

Storage Capabilities

- 4.7 cu. ft. capacity, stores (190) 12-oz cans
- (2) cantilevered, fully adjustable FreshFlo™ white commercial-grade steel shelves

Touchpad Controls

- Multifunction Marvel Intuit™ Integrated Controls allow you to select a precise cabinet temperature from 34° F to 42° F
- Vacation mode conserves energy during times when unit is not in use

Aesthetics

- Pristine white interior easily wipes clean and efficient arctic white LED lighting illuminates interior for better viewing
- Finish: stainless steel

Additional Convenience

- Low profile, ADA-compliant height allows for universal installation applications
- Close Door Assist System™ gently and automatically draws door to a close, ensuring door is never accidentally left ajar
- Black toe kick adjustable to 4" with leveling legs
- 1-year parts and labor warranty, 5-year sealed system parts warranty

Ordering Options

Solid Stainless Steel Door with Lock, Right Hinge, Stainless Designer Handle	MA24RAS1RS
Solid Stainless Steel Door with Lock, Left Hinge, Stainless Designer Handle	MA24RAS1LS

LIVE MARVELOUSLY TIP

Marvel Low Profile models expand their application beyond ADA height installations – their 31" height makes them an ideal fit in restoration projects, allowing adequate room to preserve traditionally thicker historic flooring and still fit beautifully under counter height.



Finish



Stainless Steel



15" Marvel Low Profile Clear Ice Machine with Arctic Illuminice™ Lighting

Model # MA15CL & MA15CP

Brilliant crystal-clear ice, universal installation



Finish Options



Stainless Steel



Solid Overlay (Panel Ready)*

Performance

- The quietest ice machine you can buy
- New energy-saving options conserve water and electricity
- Engineered to consistently produce pure, clear ice with unrivaled clarity, immediate cooling and slower melt
- Produces up to 39 pounds of clear ice daily, the equivalent of nearly eight convenientce-store ice bags
- Close Door Assist System™ prevents energy loss by automatically drawing door to a gentle close
- Streamlined componentry and single-connection water fitting for simple installation

Storage Capabilities

- Large-capacity bin stores 35 pounds of clear ice

Touchpad Controls

- Multifunction Marvel Intuit™ Integrated Controls adapt ice production to usage needs
- Eco Ice™ mode moderates ice production to conservative usage, saving 25% water (91 gallons monthly) and 25% energy (\$45 annually)**
- Audible alerts and programmed cleaning reminders

Aesthetics

- New Illuminice™ feature projects arctic white LED lighting through clear ice for a dazzling illumination effect
- High-efficiency, low-maintenance condenser design for built-in zero clearance installations
- Finish options: stainless steel or overlay (panel ready)

Additional Convenience

- Low profile, ADA height allows for universal installation applications
- Black toe kick adjustable to 4" with leveling legs
- 1-year parts and labor warranty, 5-year sealed system parts warranty

Ordering Options

Gravity Drain Applications		
Solid Stainless Steel Door, Right Hinge		MA15CLS1RS
Solid Stainless Steel Door, Left Hinge		MA15CLS1LS
Panel-Ready Solid Overlay Panel Door, Right Hinge*		MA15CLP1RP
Panel-Ready Solid Overlay Panel Door, Left Hinge*		MA15CLP1LP
Factory Installed Pump		
Solid Stainless Door, Right Hinge		MA15CPS1RS
Solid Stainless Door, Left Hinge		MA15CPS1LS
Panel-Ready Solid Overlay Panel Door, Right Hinge*		MA15CPP1RP
Panel-Ready Solid Overlay Panel Door, Left Hinge*		MA15CPP1LP
Accessories		
Clear Ice Machine Cleaner, 4-oz bottle		S41013789

*Easy installation! No panel kit required. Consult your cabinet maker for overlay panel and handle options.

**Based on national average of \$0.12 kWh at 100% operation
Note: Ice production rate optimal when ambient air and water temperature is at or below 72° F.

Performance

- Insulated thermal-efficient cabinet

Storage Capabilities

- Stores 15 lbs of crescent ice
- Removable ice bucket for easy cleaning

Aesthetics

- Sleek stainless steel door and designer handle
- Finish: stainless steel

Additional Convenience

- Low profile, ADA height allows for universal installation applications
- No pump or drain required
- Close Door Assist System™ gently and automatically draws door to a close, ensuring door is never accidentally left ajar
- Black toe kick adjustable up to 4" with leveling legs
- 1-year parts and labor warranty, 5-year sealed system parts warranty


Ordering Options

Solid Stainless Steel Door, Right Hinge, Stainless Designer Handle	MA15CRS1RS
Solid Stainless Steel Door, Left Hinge, Stainless Designer Handle	MA15CRS1LS



15" Marvel Low Profile Crescent Ice Machine ADA Height

Model # MA15CRS1



Performance

- Now even quieter operation thanks to exclusive design enhancements to buffer and minimize sound

Storage Capabilities

- Stores 15 lbs of crescent ice in removable ice bucket

Aesthetics

- Finish options: stainless steel or black

Additional Convenience

- No pump or drain required
- Close Door Assist System™ gently and automatically draws door to a close, ensuring door is never accidentally left ajar
- 1-year parts and labor warranty, 5-year sealed system parts warranty

Ordering Options

Solid Stainless Steel Door, Right Hinge, Stainless Designer Handle	MA15CRSCRS
Solid Stainless Steel Door, Left Hinge, Stainless Designer Handle	MA15CRSCLS
Solid Smooth Black Door, Right Hinge Stainless Designer Handle	MA15CRSCRB
Solid Smooth Black Door, Left Hinge Stainless Designer Handle	MA15CRSCLB



15" Marvel Compact Crescent Ice Machine

Model # MA15CRSC





Certified for Outdoor Safety and Tested for Performance

Outdoor kitchens demand a higher level of durability, reliability and performance from the appliances chosen for the strenuous job. That's why world-class Marvel Outdoor Refrigeration are CSA certified for outdoor use and tested to endure the elements like rain, corrosion, humidity and temperatures as high as 115° F. Plus, each is engineered with Dynamic Cooling Technology™ to provide the industry's best temperature stability and rapid cool down proven to cool nearly 2x faster than other outdoor models.

Designed for the elements. Tested to endure.



Rain



Corrosion



High
Temperature



High
Humidity



Commercial Grade
Power Cord



Certified for
Outdoor Performance

Energy-efficient
appliances with
precise temperature
management



Corrosion-resistant
stainless steel
exterior, sturdy
pro-style handle
and rugged toe kicks



Security locks
standard on all
refrigerators and
dispensers





24” Marvel Outdoor All Freezer

Model # MO24FA

Cool down on hot summer days with frozen treats within fingers’ reach



Performance

- CSA certified for outdoor use to withstand elements like rain, corrosion, high humidity and temperatures as high as 115° F
- Tested to hold up to 200 lbs of frozen goods
- Dynamic Cooling Technology™ delivers rapid cool down, frost-free operation and the industry’s best temperature stability
- FreshFlo™ stainless steel shelf helps efficiently circulate cold air and ensures even temperature stability
- Now even quieter operation thanks to exclusive design enhancements to buffer and minimize sound

Storage Capabilities

- 4.7 total cu. ft.
- Keep items organized and within easy reach with two commercial-grade chrome wire freezer bins on the fully extendable Smooth Glide™ ball bearing system
- (1) full-width adjustable cantilever FreshFlo™ stainless steel shelf (removable)

Temperature Controls

- Marvel Prime™ controls for precise, frost-free temperature management between -10° and 10° F
- Audible alarms for door ajar and high/low temperature ensure your contents stay at optimal temperature

Aesthetics

- Pristine white interior easily wipes clean and efficient arctic white LED lighting illuminates interior for better viewing
- Corrosion-resistant stainless steel exterior, sturdy pro-style handle and rugged stainless steel toe kick
- Finish: stainless steel

Additional Convenience

- Door lock provides added safety and security
- Close Door Assist System™ gently and automatically draws door to a close, ensuring door is never accidentally left ajar
- Stainless steel toe kick adjustable to 4” with leveling legs
- 1-year parts and labor warranty, 5-year sealed system parts warranty

Ordering Options

Solid Stainless Steel Door with Lock, Right Hinge	MO24FAS1RS
Solid Stainless Steel Door with Lock, Left Hinge	MO24FAS1LS

LIVE MARVELOUSLY TIP

Take reprieve from the summer heat with a Marvel Outdoor Freezer, capable of storing a robust selection of frozen treats, like ice-cold popsicles or frozen drinks of the adult variety. Or freeze grapes or yogurt as a healthy alternative to refresh and cool off.



Certified for Outdoor Use



Performance

- CSA certified for outdoor use to withstand elements like rain, corrosion, high humidity and heat
- Tested to perform in temperatures as high as 115° F
- Dynamic Cooling Technology™ delivers the industry’s best temperature stability and rapid cool down, tested and proven to cool nearly 2x faster than competitors
- Thermal-efficient insulated cabinet ensures optimum energy efficiency and cooling performance

Storage Capabilities

- Refrigerator’s 3.9 cu. ft. holds up to (72) 12-oz cans
- Interior 1 cu. ft. freezer with self-closing door is large enough to hold up to 12 pints of ice cream
- Optional ice maker kit available to produce and store up to 13 lbs of crescent ice (accessory part #S42418151, field installable)
- (2) partial-width cantilevered, fully adjustable FreshFlo™ commercial-grade stainless steel shelves, (1) full-width, fixed-position stainless-steel-framed glass shelf, (1) MaxStore™ bin and (1) stainless-steel freezer shelf (removable)
- MaxStore™ smooth-glide clear bin organizes loose, bulky items; capable of storing 15 lbs of produce, 4 wine bottles or (22) 12-oz cans
- Adjustable cantilevered shelving allows easy customization to meet your changing storage needs

Touchpad Controls

- Marvel Intuit™ controls for precise, frost-free temperature management between 34° to 42° F and a freezer temperature between -6° F and 6° F to keep contents evenly frozen throughout
- Audible alarms for door ajar and high/low temperature ensure your contents stay at optimal temperature

Aesthetics

- Corrosion-resistant stainless steel exterior, commercial grade 6-foot power cord, sturdy pro-style handle and rugged stainless steel toe kick
- Pristine white interior is easy to wipe clean, even in the corners
- Efficient arctic white LED lighting brightly illuminates interior for better viewing of contents
- Finish: stainless steel

Additional Convenience

- Door lock provides added safety and security
- Close Door Assist System™ gently and automatically draws door to a close, ensuring door is never accidentally left ajar
- Stainless steel toe kick adjustable to 4” with leveling legs
- 1-year parts and labor warranty, 5-year sealed system parts warranty

Ordering Options

Solid Stainless Steel Door with Lock, Right Hinge, Professional Handle	MO24RFS2RS
Solid Stainless Steel Door with Lock, Left Hinge, Professional Handle	MO24RFS2LS
Outdoor Ice Maker Kit, Ice Bucket Included (Field Installable)	S42418151

24” Marvel Outdoor Refrigerator and Freezer with Ice Maker Option

Model # MO24RF

The only all-in-one outdoor refrigerator freezer ice maker on the market



Certified for Outdoor Use



24" Marvel Outdoor Refrigerator with MaxStore™ Bin and Door Storage

Model # MO24RAS2

Door storage for even more versatility



Performance

- CSA certified for outdoor use to withstand elements like rain, corrosion, high humidity and heat
- Tested to perform in temperatures as high as 115° F
- Dynamic Cooling Technology™ delivers the industry's best temperature stability and rapid cool down, tested and proven to cool nearly 2x faster than competitors
- Thermal-efficient cabinet ensures optimum preservation and energy efficiency while maximizing capacity

Storage Capabilities

- 5.1 cu. ft. capacity, stores (146) 12-oz cans
- Easy access door storage accommodates tall bottles
- Cantilevered, fully adjustable FreshFlo™ stainless steel slide-out full width shelf
- MaxStore™ smooth-glide clear bin organizes loose, bulky items; capable of storing 15 lbs of produce, 4 wine bottles or 22 cans
- Also includes (1) full-width roller-glide and (1) half-width cantilevered, fully adjustable perforated stainless steel shelf and (1) fixed steel-framed glass shelf

Temperature Controls

- Marvel Prime™ controls for precise, frost-free temperature management between 34° and 42° F
- Audible alarms for door ajar and high/low temperature ensure your contents stay at optimal temperature

Aesthetics

- Pristine white interior easily wipes clean and efficient arctic white LED lighting illuminates interior for better viewing
- Corrosion-resistant stainless-steel exterior, sturdy pro-style handle and rugged stainless steel toe kick
- Finish: stainless steel

Additional Convenience

- Door lock provides added safety and security
- Close Door Assist System™ gently and automatically draws door to a close, ensuring door is never accidentally left ajar
- Stainless steel toe kick adjustable to 4" with leveling legs
- 1-year parts and labor warranty, 5-year sealed system parts warranty

Ordering Options

Solid Stainless Steel Door with Lock, Right Hinge, Professional Handle	MO24RAS2RS
Solid Stainless Steel Door with Lock, Left Hinge, Professional Handle	MO24RAS2LS



Performance

- CSA certified for outdoor use to withstand elements like rain, corrosion, high humidity and heat
- Tested to perform in temperatures as high as 115° F
- Dynamic Cooling Technology™ delivers the industry's best temperature stability and rapid cool down, tested and proven to cool nearly 2x faster than competitors
- Thermal-efficient cabinet ensures optimum preservation and energy efficiency while maximizing capacity

Storage Capabilities

- 5.3 cu. ft. capacity, stores (154) 12-oz cans
- (2) cantilevered, fully adjustable FreshFlo™ commercial-grade stainless steel shelves

Temperature Controls

- Marvel Prime™ controls for precise, frost-free temperature management between 34° and 42° F
- Audible alarms for door ajar and high/low temperature ensure your contents stay at optimal temperature

Aesthetics

- Pristine white interior easily wipes clean and efficient arctic white LED lighting illuminates interior for better viewing
- Corrosion-resistant stainless-steel exterior, sturdy pro-style handle and rugged stainless steel toe kick
- Finish: stainless steel

Additional Convenience

- Door lock provides added safety and security
- Close Door Assist System™ gently and automatically draws door to a close, ensuring door is never accidentally left ajar
- Stainless steel toe kick adjustable to 4" with leveling legs
- 1-year parts and labor warranty, 5-year sealed system parts warranty

Ordering Options

Solid Stainless Steel Door with Lock, Right Hinge, Professional Handle	MO24RAS1RS
Solid Stainless Steel Door with Lock, Left Hinge, Professional Handle	MO24RAS1LS



24" Marvel Outdoor Refrigerator

Model # MO24RAS1

High-capacity, full-depth storage



15” Marvel Outdoor All Refrigerator

Model # MO15RAS2

Compact refrigeration storage



Performance

- CSA certified for outdoor use to withstand elements like rain, corrosion, high humidity and heat
- Tested to perform in temperatures as high as 115° F
- Dynamic Cooling Technology™ delivers the industry’s best temperature stability and rapid cool down, tested and proven to cool nearly 2x faster than competitors
- Thermal-efficient insulated cabinet ensures optimum energy efficiency and cooling performance

Storage Capabilities

- 2.7 cu. ft. capacity, stores (70) 12-oz cans
- (2) cantilevered, fully adjustable FreshFlo™ commercial-grade stainless steel roller-glide shelves

Temperature Controls

- Marvel Prime™ controls for precise, frost-free temperature management between 34° to 42° F
- Audible alarms for door ajar and high/low temperature ensure your contents stay at optimal temperature

Aesthetics

- Pristine white interior easily wipes clean and efficient arctic white LED lighting illuminates interior for better viewing
- Corrosion-resistant stainless steel exterior, sturdy pro-style handle and rugged stainless steel toe kick
- Finish: stainless steel

Additional Convenience

- Door lock provides added safety and security
- Close Door Assist System™ gently and automatically draws door to a close, ensuring door is never accidentally left ajar
- Stainless steel toe kick adjustable to 4” with leveling legs
- 1-year parts and labor warranty, 5-year sealed system parts warranty

Ordering Options

Solid Stainless Steel Door with Lock, Right Hinge, Professional Handle	MO15RAS2RS
Solid Stainless Steel Door with Lock, Left Hinge, Professional Handle	MO15RAS2LS



Performance

- CSA certified for outdoor use to withstand elements like rain, corrosion, high humidity and heat
- Tested to perform in temperatures as high as 115° F
- Dynamic Cooling Technology™ delivers the industry’s best temperature stability and rapid cool down, tested and proven to cool nearly 2x faster than competitors
- Thermal-efficient insulated cabinet ensures optimum energy efficiency and cooling performance
- Now even quieter operation thanks to exclusive design enhancements to buffer and minimize sound

Storage Capabilities

- 5.0 cu. ft. capacity, stores up to (108) 12-oz cans in two large-capacity smooth-glide drawers

Temperature Controls

- Marvel Prime™ controls for precise, frost-free temperature management between 34° to 42° F
- Audible alarms for door ajar and high/low temperature ensure your contents stay at optimal temperature

Aesthetics

- Drawer interior durably constructed from stainless steel, the most hygienic, easy-to-clean and stain-resistant of materials
- Efficient arctic white LED lighting
- Corrosion-resistant stainless-steel exterior, sturdy pro-style handles and rugged stainless steel toe kick
- Finish: stainless steel

Additional Convenience

- Door lock provides added safety and security
- Close Door Assist System™ gently and automatically draws door to a close, ensuring door is never accidentally left ajar
- Stainless steel toe kick adjustable to 4” with leveling legs
- 1-year parts and labor warranty, 5-year sealed system parts warranty

Ordering Options

Solid Stainless Steel Drawer Fronts with Lock, Professional Handle	MO24RDS3NS
--	------------



24” Marvel Outdoor Refrigerated Drawers

Model # MO24RDS3NS

Convenient access to large-capacity cold storage





No other beer dispenser compares to the storage versatility of Marvel



Half Barrel or Slim Quarter



Full Beverage Storage



Two Sixth Barrels or Cornelius Kegs



Tall Quarter Barrel or Pony Keg with Beverage Storage



Double-insulated tower reduces foam on pour and prevents condensation



Easy-to-clean integrated drain system keeps spillage under control

24" Marvel Outdoor Mobile & Built-In Beer Dispensers

Model # MO24BS & MO24BT



Performance

- CSA certified for outdoor use to withstand elements like rain, corrosion, high humidity and heat
- Tested to perform in temperatures as high as 115° F
- Dynamic Cooling Technology™ delivers the industry's best temperature stability and rapid cool down, tested and proven to cool nearly 2x faster than competitors
- Thermal-efficient insulated cabinet ensures optimum energy efficiency and cooling performance
- Easy-to-clean integrated drain system keeps spillage under control
- Double-insulated tower reduces foam on pour and prevents condensation

Storage Capabilities

- 5.7 cu. ft. capacity
- The only beer dispenser that can store half barrel, quarter barrel (pony keg), sixth barrels or Cornelius kegs, slim quarters, growlers, bottles or cans
- Lo-Boy coupler makes it easier to store, tap and swap out tall U.S. type D half barrels
- (2) exclusive stow-on-board shelves convert unit to an all-refrigerator capable of storing perishables
- Secure CO₂ tank storage area and drain basin
- Includes tower, drain pan, 5 lb. CO₂ tank, hoses, connectors and floor shield
- Anti-scuff interior floor shield and stainless steel threshold protects cabinet from wear and tear from loading and unloading kegs
- Rear port for external CO₂ tank option

Temperature Controls

- Marvel Prime™ controls for precise, frost-free temperature management between 34° to 46° F
- Audible alarms for door ajar and high/low temperature ensure your contents stay at optimal temperature

Aesthetics

- Corrosion-resistant stainless steel exterior, sturdy pro-style handle and rugged stainless steel toe kick
- Finish: stainless steel

Additional Convenience

- Door lock provides added safety and security
- Stainless steel toe kick adjustable to 4" with leveling legs
- 1-year parts and labor warranty, 5-year sealed system parts warranty

Ordering Options

SINGLE TAP, BUILT-IN	
Solid Stainless Steel Door, Right Hinge, Stainless Professional Handle	MO24BSS2RS
Solid Stainless steel door, Left Hinge, Stainless Professional Handle	MO24BSS2LS
TWIN TAP, BUILT-IN	
Solid Stainless Steel Door, Right Hinge, Stainless Professional Handle	MO24BTS2RS
Solid Stainless Steel Door, Left Hinge, Stainless Professional Handle	MO24BTS2LS

Mobile unit features locking casters and stainless-steel mug rail



33 3/4" H

26 7/32" D including handle

23 7/8" W

Finish

Stainless Steel

SINGLE TAP, MOBILE

Solid Stainless Steel Door, Locking Casters, Mug Rail, Right Hinge, Stainless Professional Handle

MO24BSSMRS

TWIN TAP, MOBILE

Solid Stainless Steel Door, Locking Casters, Mug Rail Right Hinge, Stainless Professional Handle

MO24BTSMRS



Certified for Outdoor Use

15" Marvel Outdoor Crescent Ice Machine

Model # 25OiM



Performance

- CSA certified for outdoor use to withstand elements like rain, corrosion, high humidity and heat
- Tested to perform in temperatures as high as 115° F
- Thermal-efficient insulated cabinet ensures optimum energy efficiency and cooling performance

Storage Capabilities

- Stores 15 lbs of crescent ice
- Removable ice bucket for easy serving and cleaning

Aesthetics

- Corrosion-resistant stainless steel exterior, sturdy pro-style handle and rugged stainless steel toe kick
- Finish: stainless steel

Additional Convenience

- No drain required
- Close Door Assist System™ gently and automatically draws door to a close, ensuring door is never accidentally left ajar
- Stainless steel toe kick adjustable to 4" with leveling legs
- 1-year parts and labor warranty, 5-year sealed system parts warranty

Ordering Options

Solid Stainless Steel Door, Right Hinge, Stainless Professional Handle	25OiM-SS-F-R
Solid Stainless Steel Door, Left Hinge, Stainless Professional Handle	25OiM-SS-F-L



Performance

- CSA certified for outdoor use to withstand elements like rain, corrosion, high humidity and heat
- Tested to perform in temperatures as high as 115° F
- Produces up to 34 lbs. of clear, pure ice in 24 hours
- Stainless steel ice cutter for consistent 3/4" cube size and shape
- Sound-buffering ice deflector greatly reduces cube impact noise
- Thermal-efficient insulated cabinet ensures optimum energy efficiency and cooling performance

Storage Capabilities

- Stores 30 lbs of clear ice
- Ice scoop included

Controls

- Equipped with cleaning mode

Aesthetics

- High-efficiency, low-maintenance condenser system designed for built-in zero clearance installations
- Corrosion-resistant stainless steel exterior, sturdy pro-style handle and rugged stainless steel toe kick adjustable to 4"
- Finish: stainless steel

Additional Convenience

- Close Door Assist System™ gently and automatically draws door to a close, ensuring door is never accidentally left ajar
- Includes 20' non-kink drain hose and clamp
- Available with or without factory-installed drain pump
- Stainless steel toe kick adjustable to 4" with leveling legs
- 1-year parts and labor warranty, 5-year sealed system parts warranty




15" Marvel Outdoor Clear Ice Machine

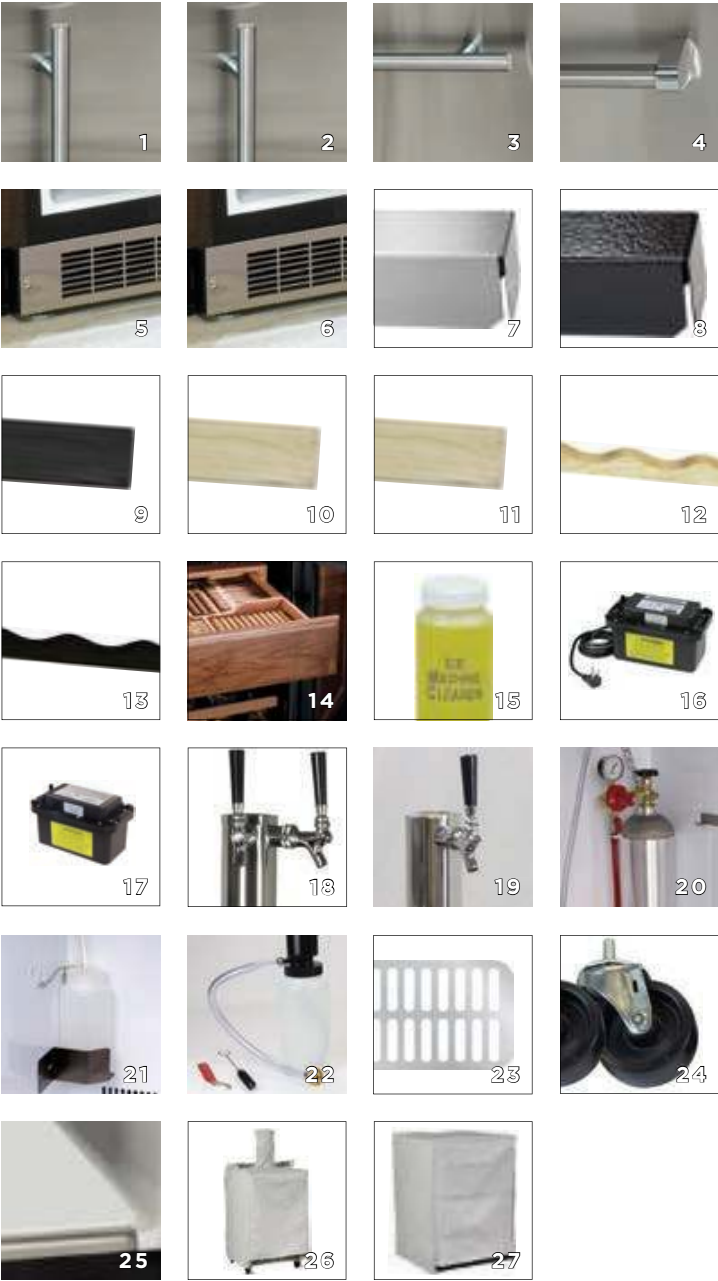
Model # 30iMT



Ordering Options

GRAVITY DRAIN APPLICATIONS	
Solid Stainless Steel Door, Right Hinge, Stainless Professional Handle	30iMT-SS-F-R
Solid Stainless Steel Door, Left Hinge, Stainless Professional Handle	30iMT-SS-F-L
FACTORY INSTALLED DRAIN PUMP	
Solid Stainless Steel Door, Right Hinge, Stainless Professional Handle	30iMT-SS-F-R-P
Solid Stainless Steel Door, Left Hinge, Stainless Professional Handle	30iMT-SS-F-L-P





General Accessories		
1. Marvel Designer Handle, Stainless		42242939
2. Low Profile ADA Height Door Handle, Stainless		42246370
3. Marvel Designer Drawer Handle, Stainless		42245820
4. Marvel Professional Drawer Handle, Stainless		42246072
5. 15" Professional Style Toe Grill, Stainless	Right - 41014478-SR Left - 41014478-SL	
6. 24" Professional Style Toe Grill, Stainless	Right - 41014476-SR Left - 41014476-SL	

Installation Accessories		
7. 18" Stainless-Steel Filler Kit*		42242833
8. 18" Black Filler Kit*		42242832

*Not available for Marvel Low Profile and Marvel Outdoor models.

Shelving Accessories (Select 24" Units)		
9. Full-Width Flat Shelf, Black-Stained Maple Front		S41012334-004
10. Full-Width Flat Shelf, Natural Maple Shelf Front		42248729
11. Half-Width Flat Shelf, Natural Maple Shelf Front		42248725
12. 7-Bottle Wine Cradle, Natural Maple Shelf Front		42244618
13. 7-Bottle Wine Cradle, Black-Stained Maple Shelf Front		42248869

Wine Refrigerator Accessories		
14. HumiDrawer™ Cigar Compartment (available for ML24VSG0 model only)		42242728

Ice Machine Accessories		
15. Ice Machine Cleaner, 4 oz. Bottle		S41013789
16. Drain Pump for Outdoor Clear Ice Machine (30iMT)		42248890
17. Drain Pump for Illuminice™ Clear Ice Machines		S41013943

Beer Dispenser Accessories		
18. Twin Tap Dispenser Kit		42249103
19. Single Tap Dispenser Kit		42249104
20. CO ₂ Tank - Empty		42249028
21. Built-In Drain System Kit		42242374
22. Tap Cleaning Kit		42242373
23. Integrated Grate Tray		S41014006
24. Casters, Set of 4		42249107
25. Interior Floor Shield		42242400
26. Vinyl Cover for Model with Dispenser Tower		42243155
27. Vinyl Cover for Model without Dispenser Tower		42243156

24" Stacking Kits

Make maximum use of your kitchen space by going vertical. With the Marvel Universal Stacking Kit, you can mix and match any 24" Marvel model to your ideal combination. Pair wine with refrigeration, or a freezer with beverage storage — anything is possible.

Note: Universal stacking kit required for proper installation (model #42249443).

Universal Stacking Kit - includes anti-tip brackets, screws and black powder-coated plate (required to stack 24" Marvel undercounter products)	42249443
---	----------



42249443 includes a 23" w x 21" d mounting plate and two anti-tip brackets (not shown to scale).



Specifications: Marvel Professional

	Side-by-Side Models		Refrigerator with Bottom Mount Freezer	Counter Depth Refrigerators
Model Number	MP42SS	MP48SS	MP36BF	MMCFDR23, MELFDR23, AMLFDR23, AMPROFD23
Product Dimensions	42" W x 82 ¾" H x 29 ¾" D	48" W x 82 ¾" H x 26 ¾" D (Including Handles)	36" W x 82 ¾" H x 26 ½" D (Including Handles)	35 ½" W x 70" H x 29 ½" D (Including Handles)
Interior Cabinet Finish	White	White	White	White
Cu. Ft. Capacity	Total: 25.32 cu. ft. Refrigerator: 15.76 cu. ft. Freezer: 9.56 cu. ft.	Total: 29.05 cu. ft. Refrigerator: 19.49 cu. ft. Freezer: 9.56 cu. ft.	Total: 20.4 cu. ft. Refrigerator: 15.3 cu. ft. Freezer: 5.1 cu. ft.	Total: 22.1 cu. ft. Refrigerator: 15.2 cu. ft. Freezer: 6.9 cu. ft.
Shelving System	Cantilever spill-proof sealed ¾" thick glass shelves	Cantilever spill-proof sealed ¾" thick glass shelves	Cantilever	Cantilever
Interior Lighting	White LED	White LED	White LED	White LED
Toe Grill Finish	Stainless Steel	Stainless Steel	Stainless Steel	Stainless Steel
Hinge	Adjustable	Adjustable	Adjustable	Classic
Handle	Designer	Designer	Designer	Varies by Style, See product page for details
Control Type	Digital	Digital	Digital	Digital
Temperature Range	Refrigerator: 33° F to 43° F Freezer: -5° F to 5° F	Refrigerator: 33° F to 43° F Freezer: -5° F to 5° F	Refrigerator: 33° F to 43° F Freezer: -5° F to 5° F	Refrigerator: 33° F to 47° F Freezer: -6° F to 6° F
Electrical Requirements	115 volt, 60 Hz, 15 amp	115 volt, 60 Hz, 15 amp	115 volt, 60 Hz, 15 amp	115 volt, 60 Hz, 15 amp or 20 amp
Length of Power Cord	4 ½'	4 ½'	4 ½'	6'
Shipping Weight	525 lb.	580 lbs.	565 lb.	378 lbs
Finishes	SS, O	SS, O	SS, O	Varies by Style, See product page for details
Agency Approvals	UL	UL	UL	

	All Refrigerators		All Freezers	
Model Number	MP30RA	MP36RA	MP30FA	MP36FA
Product Dimensions	30" W x 82 ¾" H x 26 ½" D	36" W x 82 ¾" H x 26 ½" D	30" W x 82 ¾" H x 26 ½" D	36" W x 82 ¾" H x 26 ½" D
Interior Cabinet Finish	White	White	White	White
Cu. Ft. Capacity	18.4 cu. ft.	22.8 cu. ft.	15.9 cu. ft.	19.2 cu. ft.
Shelving System	Cantilever spill-proof sealed ¾" thick glass shelves	Cantilever spill-proof sealed ¾" thick glass shelves	Cantilever	Cantilever
Interior Lighting	White LED	White LED	White LED	White LED
Toe Grill Finish	Stainless Steel	WStainless Steel	Stainless Steel	Stainless Steel
Hinge	Adjustable	Adjustable	Adjustable	Adjustable
Handle	Designer	Designer	Designer	Designer
Control Type	Digital	Digital	Digital	Digital
Temperature Range	33°F to 43°F	33°F to 43°F	-5°F to 5°F	-5°F to 5°F
Electrical Requirements	115 volt, 60 Hz, 15 amp	115 volt, 60 Hz, 15 amp	115 volt, 60 Hz, 15 amp	120 volt, 60 Hz, 15 amp or 20 amp
Length of Power Cord	4 ½'	4 ½'	4 ½'	6'
Shipping Weight	525 lb.	590 lb.	550 lb.	605 lb.
Finishes	SS, O	SS, O	SS, O	SS, O
Agency Approvals	UL	UL	UL	UL

Finish Legend
SS = Stainless Steel
B = Black
O = Overlay (Panel Ready)

The information presented herein is based on the best data available and is believed to be correct. However, nothing stated herein is to be taken as warranty, expressed or implied, regarding the accuracy of the information or the use of our product or products. Specifications are subject to change without notice.

Specifications are for reference only and should not be used for cutout dimensions. Please consult the installation guide available at www.marvelrefrigeration.com before making any final preparations for installation of these products.



Specifications: Marvel Professional

	Beverage Centers				Refrigerators
					
Model Number	MP24WB	MP24BR	MP24BCG	MP15BCG	MP24RAS4
Product Dimensions	23 7/8" W x 33 3/4" H x 21 1/2" D	23 7/8" W x 33 3/4" H x 21 1/2" D	23 7/8" W x 33 3/4" H x 21 1/2" D	14 7/8" W x 33 3/4" H x 21 1/2" D	23 7/8" W x 33 3/4" H x 21 1/2" D
Interior Cabinet Finish	Black	Black	Black	Black	Black
Cu. Ft. Capacity	5.1 cu. ft.	5.5 cu. ft.	5.3 cu. ft.	2.7 cu. ft.	5.1 cu. ft.
Capacity	Up to 7 wine bottles 24 Upper Zone / 112 12oz cans Lower Zone	Up to 20 wine bottles Up to 162 12-oz cans	Up to 19 wine bottles Up to 108 12-oz cans	Up to 5 wine bottles Up to 35 12-oz cans	Up to 115 12-oz cans
Shelving System	Smooth Glide System™	Cantilever	Cantilever	Cantilever	Cantilever
Shelf Fronts	Stainless Steel	Stainless Steel	Stainless Steel	Stainless Steel	Stainless Steel
Other Storage	NA	3-in-1 Slide-Out Split Convertible Shelf, MaxStore™ Bin	3-in-1 Slide-Out Split Convertible Shelf	NA	MaxStore™ Bin Door Storage
Interior Lighting	Tri-Color LED	Tri-Color LED	Tri-Color LED	Tri-Color LED	Tri-Color LED
Toe Grill Finish	Stainless Steel	Stainless Steel	Stainless Steel	Stainless Steel	Stainless Steel
Hinge	Soft Close Integrated Hinge	Soft Close Integrated Hinge	Soft Close Integrated Hinge	Soft Close Integrated Hinge	Soft Close Integrated Hinge
Handle	Professional (Panel Overlay Does Not Include Handle)	Professional (Panel Overlay Does Not Include Handle)	Professional (Panel Overlay Does Not Include Handle)	Professional (Panel Overlay Does Not Include Handle)	Professional (Panel Overlay Does Not Include Handle)
Control Type	Intuit™	Intuit™	Intuit™	Intuit™	Intuit™
Temperature Range	Top: 45° to 60° F Bottom: 34° to 42° F	34° to 42° F	34° to 42° F	34° to 42° F	34° to 42° F
Lock	Yes	Yes	Yes	Yes	Yes
Electrical Requirements	120V / 60Hz / 15A	120V / 60Hz / 15A	120V / 60Hz / 15A	120V / 60Hz / 15A	120V / 60Hz / 15A
Length of Power Cord	6'	6'	6'	6'	6'
Shipping Weight	160 lbs	160 lbs	160 lbs	125 lbs	160 lbs
Finishes	SS, O	SS, O	SS, O	SS, O	SS
Vacation Mode	Yes	Yes	Yes	Yes	Yes
Agency Approvals	CSA	CSA	CSA	CSA	CSA

	Refrigerated Drawers	Freezers	Wine Refrigerators		
					
Model Number	MP24RD	MP2FA	MP24WD	MP24WS	MP15WS
Product Dimensions	23 7/8" W x 33 3/4" H x 21 1/2" D	23 7/8" W x 33 3/4" H x 25 5/8" D	23 7/8" W x 33 3/4" H x 21 1/2" D	23 7/8" W x 33 3/4" H x 21 1/2" D	14 7/8" W x 33 3/4" H x 21 1/2" D
Interior Cabinet Finish	Stainless Steel	Black	Black	Black	Black
Cu. Ft. Capacity	5.0 cu. ft.	4.6 cu. ft.	4.9 cu. ft.	5.2 cu. ft.	2.7 cu. ft.
Capacity	Up to 108 12-oz cans	Up to 200 lbs of frozen goods	Up to 40 wine bottles: 24 Upper Zone / 16 Lower Zone	Up to 48 wine bottles	Up to 24 wine bottles
Shelving System	NA	Smooth Glide System™	Smooth Glide System™	Smooth Glide System™	Smooth Glide System™
Shelf Fronts	NA	NA	Stainless Steel	Stainless Steel	Stainless Steel
Other Storage	Double Drawer Storage	3 Wire Bins	NA	NA	NA
Interior Lighting	Tri-Color LED	Tri-Color LED	Tri-Color LED	Tri-Color LED	Tri-Color LED
Toe Grill Finish	Stainless Steel	Stainless Steel	Stainless Steel	Stainless Steel	Stainless Steel
Hinge	NA	Soft Close Integrated Hinge	Soft Close Integrated Hinge	Soft Close Integrated Hinge	Soft Close Integrated Hinge
Handle	Professional (Panel Overlay Does Not Include Handle)	Professional (Panel Overlay Does Not Include Handle)	Professional (Panel Overlay Does Not Include Handle)	Professional (Panel Overlay Does Not Include Handle)	Professional (Panel Overlay Does Not Include Handle)
Control Type	Intuit™	Intuit™	Intuit™	Intuit™	Intuit™
Temperature Range	34° to 42° F	-10° F to 10° F	Top: 55° to 62° F Bottom: 45° to 55° F	40° to 65° F	40° to 65° F
Lock	Yes	Yes	Yes	Yes	Yes
Electrical Requirements	120V / 60Hz / 15A	120V / 60Hz / 15A	120V / 60Hz / 15A	120V / 60Hz / 15A	120V / 60Hz / 15A
Length of Power Cord	6'	6'	6'	6'	6'
Shipping Weight	160 lbs	160 lbs	160 lbs	160 lbs	125 lbs
Finishes	SS, O	SS, O	SS, O	SS, O	SS, O
Vacation Mode	Yes	Yes	Yes	Yes	Yes
Agency Approvals	CSA	CSA	CSA	CSA	CSA

Finish Legend
SS = Stainless Steel
B = Black
O = Overlay (Panel Ready)

The information presented herein is based on the best data available and is believed to be correct. However, nothing stated herein is to be taken as warranty, expressed or implied, regarding the accuracy of the information or the use of our product or products. Specifications are subject to change without notice.

Specifications are for reference only and should not be used for cutout dimensions. Please consult the installation guide available at www.marvelrefrigeration.com before making any final preparations for installation of these products.



Specifications: Marvel

	Ice Machines	Beverage Centers			
					
Model Number	MP15CL / MP15CP	ML24WB	ML24BR	ML24BCG1	ML15BC
Product Dimensions	14 7/8" W x 33 3/4" H x 21 1/2" D	23 7/8" W x 33 3/4" H x 21 1/2" D	23 7/8" W x 33 3/4" H x 21 1/2" D	23 7/8" W x 33 3/4" H x 21 1/2" D	14 7/8" W x 33 3/4" H x 21 1/2" D
Interior Cabinet Finish	Black	Black	Black	Black	Black
Cu. Ft. Capacity	NA	5.1 cu. ft.	5.2 cu. ft.	5.5 cu. ft.	2.3 cu. ft.
Capacity	Up to 35 lbs of clear ice	Upper Zone: Up to 16 wine bottles Lower Zone: Up to 112 12-oz cans	Up to 7 wine bottles Up to 162 12-oz cans	Up to 18 wine bottles or Up to 162 12-oz cans	Up to 5 wine bottles or up to 35 12-oz cans
Shelving System	NA	Roller-Glide System	Cantilever	Cantilever	Cantilever
Shelf Fronts	NA	Natural Maple	Steel Framed	Steel Framed	Steel Framed
Other Storage	NA	Bottom Storage	3-in-1 Split Convertible Shelf™ MaxStore™ Bin	3-in-1 Split Convertible Shelf™	NA
Interior Lighting	Tri-Color LED	White LED	White LED	White LED	White LED
Toe Grill Finish	Stainless Steel	Black	Black	Black	Black
Hinge	Soft Close Integrated Hinge	Classic Hinge	Classic Hinge	Classic Hinge	Classic Hinge
Handle	Professional (Panel Overlay Does Not Include Handle)	Slim Designer Handle (Panel Overlay Does Not Include Handle)	Slim Designer Handle (Panel Overlay Does Not Include Handle)	Slim Designer Handle (Panel Overlay Does Not Include Handle)	Slim Designer Handle (Panel Overlay Does Not Include Handle)
Control Type	Intuit™	Intuit™	Intuit™	Intuit™	Intuit™
Temperature Range	NA	Upper Zone: 45° to 60° F Lower Zone: 34° to 42° F	34° to 42° F	34° to 42° F	34° to 42° F
Lock	Glass Door Model Only	No	No	No	No
Electrical Requirements	120V / 60Hz / 15A	120V / 60Hz / 15A	120V / 60Hz / 15A	120V / 60Hz / 15A	120V / 60Hz / 15A
Length of Power Cord	6'	6'	6'	6'	6'
Shipping Weight	127 lbs	160 lbs	160 lbs	160 lbs	125 lbs
Finishes	SS, O	SS, B, O	SS, B, O	SS, O	SS, B, O
Vacation Mode	Yes	Yes	Yes	Yes	Yes
Agency Approvals	CSA	CSA	CSA	CSA	CSA

	Beverage Centers	Refrigerated Drawers	Refrigerators		
					
Model Number	ML24BCG0	ML24RD	ML15RA	ML24RA	ML24RAS1
Product Dimensions	23 7/8" W x 33 3/4" H x 21 1/2" D	23 7/8" W x 33 3/4" H x 21 1/2" D	14 7/8" W x 33 3/4" H x 21 1/2" D	23 7/8" W x 33 3/4" H x 21 1/2" D	23 7/8" W x 33 3/4" H x 21 1/2" D
Interior Cabinet Finish	Black	White	White	White	White
Cu. Ft. Capacity	5.5 cu. ft.	5.0 cu. ft.	2.7 cu. ft.	5.1 cu. ft.	5.3 cu. ft.
Capacity	Up to 190 12-oz cans	Up to 108 12-oz cans	Up to 48 12-oz cans	Up to 115 12-oz cans	Up to 190 12-oz cans
Shelving System	Cantilever	NA	Cantilever	Cantilever	Cantilever
Shelf Fronts	Steel Framed	NA	White Steel-Framed	White Steel-Framed	White Steel-Framed
Other Storage	NA	Quick-Grip Divider	NA	MaxStore™ Bin Door Storage	NA
Interior Lighting	White LED	White LED	White LED	White LED	White LED
Toe Grill Finish	Black	Black	Black	Black	Black
Hinge	Classic Hinge	NA	Classic Hinge	Classic Hinge	Classic Hinge
Handle	Slim Designer Handle	Slim Designer Handle (Panel Overlay Does Not Include Handle)	Slim Designer Handle (Panel Overlay Does Not Include Handle)	Slim Designer Handle (Panel Overlay Does Not Include Handle)	Slim Designer Handle
Control Type	Prime™	Intuit™	Intuit™	Intuit™	Intuit™
Temperature Range	34° to 42° F	34° to 42° F	34° to 42° F	34° to 42° F	34° to 42° F
Lock	No	No	No	No	No
Electrical Requirements	120V / 60Hz / 15A	120V / 60Hz / 15A	120V / 60Hz / 15A	120V / 60Hz / 15A	120V / 60Hz / 15A
Length of Power Cord	6'	6'	6'	6'	6'
Shipping Weight	160 lbs	160 lbs	125 lbs	160 lbs	160 lbs
Finishes	SS	SS, B, O	SS, B, O	SS, B, O	SS
Vacation Mode	No	Yes	Yes	Yes	Yes
Agency Approvals	CSA	CSA	CSA	CSA	CSA



Specifications: Marvel

	Refrigerator Freezer	Freezers	Wine Refrigerators		
					
Model Number	ML24RF / ML24RI	ML24FA	ML24WSG1	ML24WD	ML24WS
Product Dimensions	23 7/8" W x 33 3/4" H x 21 1/2" D	23 7/8" W x 33 3/4" H x 25 5/8" D	23 7/8" W x 33 3/4" H x 21 1/2" D	23 7/8" W x 33 3/4" H x 21 1/2" D	23 7/8" W x 33 3/4" H x 21 1/2" D
Interior Cabinet Finish	White	White	Black	Black	Black
Cu. Ft. Capacity	4.9 cu. ft.	4.7 cu. ft.	5.5 cu. ft.	4.9 cu. ft.	5.3 cu. ft.
Capacity	Up to 72 12-oz cans 12 Pints of Ice Cream Ice Bucket Capacity: 13 lbs	Up to 200 lbs of frozen food	Up to 27 wine bottles	Up to 40 wine bottles 24 Upper Zone 16 Lower Zone	Up to 45 wine bottles
Shelving System	Cantilever	Cantilever	Roller-Glide System	Roller-Glide System	Roller-Glide System
Shelf Fronts	White Steel-Framed	White Steel-Framed	Natural Maple	Natural Maple	Natural Maple
Other Storage	MaxStore™ Bin Freezer Storage, Ice Bucket	NA	NA	NA	NA
Interior Lighting	White LED	White LED	White LED	White LED	White LED
Toe Grill Finish	Black	Black	Black	Black	Black
Hinge	Classic Hinge	Classic Hinge	Classic Hinge	Classic Hinge	Classic Hinge
Handle	Slim Designer Handle (Panel Overlay Does Not Include Handle)	Slim Designer Handle (Panel Overlay Does Not Include Handle)	Slim Designer Handle (Panel Overlay Does Not Include Handle)	Slim Designer Handle (Panel Overlay Does Not Include Handle)	Slim Designer Handle (Panel Overlay Does Not Include Handle)
Control Type	Intuit™	Intuit™	Intuit™	Intuit™	Intuit™
Temperature Range	Refrigerator: 34° to 42° F Freezer: -6° to 6° F	-10° to 10° F	40° to 65° F	Upper Zone: 55° to 62° F Lower Zone: 45° to 55° F	40° to 65° F
Lock	No	No	No	No	No
Electrical Requirements	120V / 60Hz / 15A	120V / 60Hz / 15A	120V / 60Hz / 15A	120V / 60Hz / 15A	120V / 60Hz / 15A
Length of Power Cord	6'	6'	6'	6'	6'
Shipping Weight	160 lbs	160 lbs	160 lbs	160 lbs	160 lbs
Finishes	SS, B, O	SS, B, O	SS	SS, B, O	SS, B, O
Vacation Mode	Yes	Yes	Yes	Yes	Yes
Agency Approvals	CSA	CSA	CSA	CSA	CSA

	Wine Refrigerators			Ice Machines	
					
Model Number	ML15WS	ML15WSG0	ML24WSG0	ML15CL / ML15CP	ML15CRS1
Product Dimensions	14 7/8" W x 33 3/4" H x 21 1/2" D	14 3/4" W x 33 3/4" H x 21 3/16" D	23 7/8" W x 33 3/4" H x 22" D	14 7/8" W x 33 3/4" H x 21 1/2" D	14 7/8" W x 33 3/4" H x 20 1/2" D
Interior Cabinet Finish	Black	Black	Black	White	White
Cu. Ft. Capacity	2.7 cu. ft.	2.86 cu. ft.	6.4 cu. ft.	NA	NA
Capacity	Up to 24 wine bottles	Up to 23 wine bottles	Up to 45 wine bottles	Up to 35 lbs of clear ice	Up to 15 lbs of crescent ice
Shelving System	Roller-Glide System	Roller-Glide System	Roller-Glide System	NA	NA
Shelf Fronts	Natural Maple	Natural Maple	Natural Maple	NA	NA
Other Storage	NA	NA	NA	NA	Ice Bucket
Interior Lighting	White LED	Incandescent	White Incandescent	Illuminice™ White LED	NA
Toe Grill Finish	Black	Black	Black	Black	Black
Hinge	Classic Hinge	Classic Hinge	Classic Hinge	Classic Hinge	Classic Hinge
Handle	Slim Designer Handle (Panel Overlay Does Not Include Handle)	Slim Designer Handle (Panel Overlay Does Not Include Handle)	Slim Designer Handle (Panel Overlay Does Not Include Handle)	Slim Designer Handle (Panel Overlay Does Not Include Handle)	Slim Designer Handle (Panel Overlay Does Not Include Handle)
Control Type	Intuit™	Prime™	Prime™	NA	NA
Temperature Range	40° to 65° F	40° to 65° F	40° to 65° F	NA	NA
Lock	No	No	No	No	No
Electrical Requirements	120V / 60Hz / 15A	120V / 60Hz / 15A	120V / 60Hz / 15A	120V / 60Hz / 15A	120V / 60Hz / 15A
Length of Power Cord	6'	6'	6'	6'	6'
Shipping Weight	125 lbs	121 lbs	145 lbs	127 lbs	127 lbs
Finishes	SS, B, O	SS	SS	SS, B, O	SS, B, O
Vacation Mode	Yes	No	No	No	No
Agency Approvals	CSA	CSA	CSA	CSA	CSA






Finish Legend
SS = Stainless Steel
B = Black
O = Overlay (Panel Ready)

The information presented herein is based on the best data available and is believed to be correct. However, nothing stated herein is to be taken as warranty, expressed or implied, regarding the accuracy of the information or the use of our product or products. Specifications are subject to change without notice.

Specifications are for reference only and should not be used for cutout dimensions. Please consult the installation guide available at www.marvelrefrigeration.com before making any final preparations for installation of these products.



Specifications: Marvel Low Profile

	Beer Dispensers	Beverage Centers		Refrigerators	
					
Model Number	ML24B	MA24BRG3	MA24BCG1	MA24RA	MA24RAS1
Product Dimensions	23 7/8" W x 33 3/4" H x 21 1/2" D	23 7/8" W x 31 7/8" H x 21 1/2" D	23 7/8" W x 31 7/8" H x 21 1/2" D	23 7/8" W x 31 1/2" H x 21 1/2" D	23 7/8" W x 31 1/2" H x 21 1/2" D
Interior Cabinet Finish	White	Black	Black	White	White
Cu. Ft. Capacity	5.7 cu. ft.	4.9 cu. ft.	4.9 cu. ft.	5.1 cu. ft.	5.3 cu. ft.
Capacity	Half kegs, tall quarter kegs, pony kegs, sixth barrels, cornelius kegs, growlers, bottles / cans	Up to 27 wine bottles Up to 95 12-oz cans	Up to 18 wine bottles Up to 95 12-oz cans	Up to 100 12-oz cans	Up to 190 12-oz cans
Shelving System	Stow-on-board	Cantilever	Cantilever	Cantilever	Cantilever
Shelf Fronts	Stainless-steel	Steel Framed	Steel Framed	White Steel Framed	White Steel Framed
Other Storage	CO2 tank	MaxStore™ Bin 3-in-1 Split Convertible Shelf™	MaxStore™ Bin	MaxStore™ Bin Door Storage	NA
Interior Lighting	NA	White LED	White LED	White LED	White LED
Toe Grill Finish	Black	Black	Black	Black	Black
Hinge	Classic Hinge	Classic Hinge	Classic Hinge	Classic Hinge	Classic Hinge
Handle	Slim Designer Handle (Panel Overlay Does Not Include Handle)	Slim Designer Handle	Slim Designer Handle	Slim Designer Handle (Panel Overlay Does Not Include Handle)	Slim Designer Handle
Control Type	Intuit™	Intuit™	Intuit™	Intuit™	Intuit™
Temperature Range	34° to 46° F	34° to 42° F	34° to 42° F	34° to 42° F	34° to 42° F
Lock	No	Yes	Yes	Yes	Yes
Electrical Requirements	120V / 60Hz / 15A	120V / 60Hz / 15A	120V / 60Hz / 15A	120V / 60Hz / 15A	120V / 60Hz / 15A
Length of Power Cord	6'	6'	6'	6'	6'
Shipping Weight	160 lbs	160 lbs	160 lbs	160 lbs	160 lbs
Finishes	SS, B, O	SS	SS	SS, B, O	SS
Vacation Mode	No	Yes	Yes	Yes	Yes
Agency Approvals	CSA	CSA	CSA	CSA	CSA

	Ice Machines		
			
Model Number	MA15CL	MA15CRS1	MA15CRC
Product Dimensions	14 7/8" W x 31 1/8" H x 21 1/2" D	14 7/8" W x 31 1/8" H x 21 1/2" D	14 7/8" W x 24 1/8" H x 21 1/2" D
Interior Cabinet Finish	White	White	White
Cu. Ft. Capacity	NA	NA	NA
Capacity	Up to 35 lbs of clear ice	Up to 15 lbs of crescent ice	Up to 15 lbs of crescent ice
Shelving System	NA	NA	NA
Shelf Fronts	NA	NA	NA
Other Storage	Ice Bucket	Ice Bucket	NA
Interior Lighting	White LED	NA	NA
Toe Grill Finish	Black	Black	Black
Hinge	Classic Hinge	Classic Hinge	Classic Hinge
Handle	Slim Designer Handle (Panel Overlay Does Not Include Handle)	Slim Designer Handle	Slim Designer Handle
Control Type	Intuit™	NA	NA
Temperature Range	NA	NA	NA
Lock	No	No	No
Electrical Requirements	120V / 60Hz / 15A	120V / 60Hz / 15A	120V / 60Hz / 15A
Length of Power Cord	6'	6'	6'
Shipping Weight	120 lbs	120 lbs	90 lbs
Finishes	SS, O	SS	SS, B
Vacation Mode	Yes	No	No
Agency Approvals	CSA	CSA	CSA



Specifications: Marvel Outdoor

	Refrigerator Freezer	Freezer	Refrigerated Drawers	Beer Dispenser	Ice Machine
					
Model Number	MO24RF	MO24FA	MO24RDS	MO24B	30iMT
Product Dimensions	23 7⁄8" W x 33 3⁄4" H x 26 7⁄32" D	23 7⁄8" W x 33 3⁄4" H x 26 7⁄32" D	23 7⁄8" W x 31 3⁄4" H x 21 1⁄2" D	23 7⁄8" W x 31 3⁄4" H x 21 1⁄2" D	14 7⁄8" W x 33 3⁄4" H x 21 1⁄2" D
Interior Finish	White	White	Stainless Steel	White	White
Cu. Ft. Capacity	3.9 cu. ft.	4.7 cu. ft.	5.0 cu. ft.	5.7 cu. ft.	NA
Capacity	Up to 72 12-oz cans	Up to 200 lbs of frozen food	Up to 133 12-oz cans	Stores half barrel, quarter barrel (pony keg), sixth barrels/ Cornelius kegs, slim quarters, growlers, bottles or cans	Up to 30 lbs of clear ice
Shelving System	Cantilever	Cantilever	NA	Stow-on-Board	NA
Shelf Fronts	Stainless Steel	Stainless Steel	NA	Stainless Steel	NA
Other Storage	1 cu ft. Freezer	2 Smooth Glide Baskets	NA	Drain pan, CO ₂ tank, hoses, regulator, floor shield	NA
Interior Lighting	White LED	White LED	White LED	NA	NA
Toe Grill Finish	Stainless Steel	Stainless Steel	Stainless Steel	Stainless Steel	Stainless Steel
Hinge	Classic Hinge	Classic Hinge	NA	Classic Hinge	Classic Hinge
Handle	Professional	Professional	Professional	Professional	Professional
Control Type	Prime™	Prime™	Prime™	Prime™	NA
Temperature Range	Refrigerator: 34° to 42° F Freezer: -6° to 6° F	-10° to 10° F	34° to 42° F	34° to 46° F	NA
Lock	Yes	Yes	Yes	Yes	No
Electrical Requirements	120V / 60Hz / 15A	120V / 60Hz / 15A	120V / 60Hz / 15A	120V / 60Hz / 15A	120V / 60Hz / 15A
Length of Power Cord	6'	6'	6'	6'	6'
Shipping Weight	160 lbs	160 lbs	160 lbs	160 lbs	90 lbs
Finishes	SS	SS	SS	SS	SS
Vacation Mode	No	No	No	No	Yes
Agency Approvals	CSA	CSA	CSA	CSA	CSA

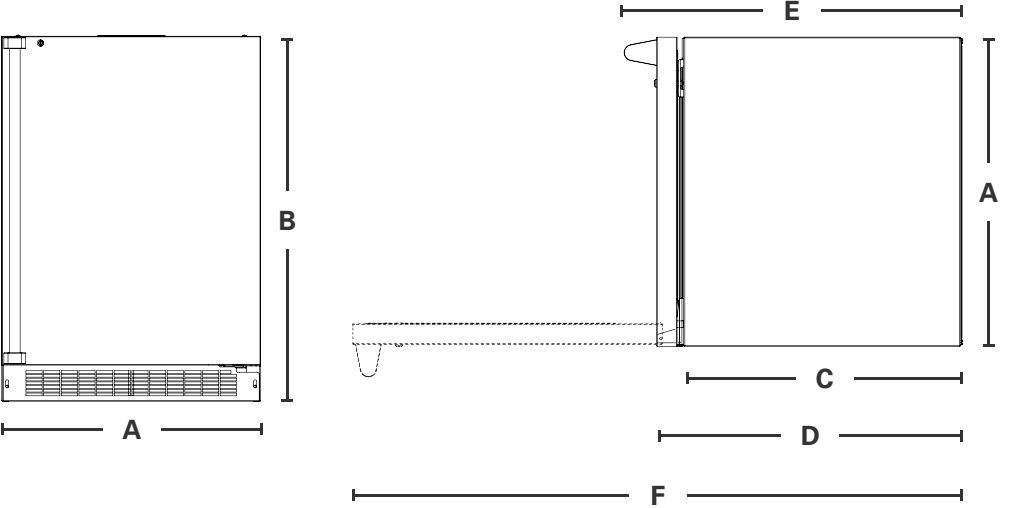
	Ice Machine	Refrigerators		
				
Model Number	250iM	MO24RAS2	MO24RAS1	MO15RAS2
Product Dimensions	14 3⁄4" W x 33 3⁄4" H x 21 1⁄2" D	23 7⁄8" W x 33 3⁄4" H x 21 1⁄2" D	23 7⁄8" W x 33 3⁄4" H x 21 1⁄2" D	14 7⁄8" W x 33 3⁄4" H x 21 1⁄2" D
Interior Finish	White	White	White	White
Cu. Ft. Capacity	NA	5.1 cu. ft.	5.3 cu. ft.	2.7 cu. ft.
Capacity	Up to 15 lbs of crescent ice	Up to 146 12-oz cans	Up to 154 12-oz cans	Up to 70 12-oz cans
Shelving System	NA	Cantilever	Cantilever	Cantilever
Shelf Fronts	NA	Stainless Steel	Stainless Steel	Stainless Steel
Other Storage	NA	MaxStore™ Bin Door Storage	NA	NA
Interior Lighting	NA	White LED	White LED	White LED
Toe Grill Finish	Stainless Steel	Stainless Steel	Stainless Steel	Stainless Steel
Hinge	Classic Hinge	Classic Hinge	Classic Hinge	Classic Hinge
Handle	Professional	Professional	Professional	Professional
Control Type	NA	Prime™	Prime™	Prime™
Temperature Range	NA	34° to 42° F	34° to 42° F	34° to 42° F
Lock	No	Yes	Yes	Yes
Electrical Requirements	120V / 60Hz / 15A	120V / 60Hz / 15A	120V / 60Hz / 15A	120V / 60Hz / 15A
Length of Power Cord	6'	6'	6'	6'
Shipping Weight	90 lbs	160 lbs	160 lbs	125 lbs
Finishes	SS	SS	SS	SS
Vacation Mode	No	No	No	No
Agency Approvals	CSA	CSA	CSA	CSA

Finish Legend
SS = Stainless Steel
B = Black
O = Overlay (Panel Ready)

The information presented herein is based on the best data available and is believed to be correct. However, nothing stated herein is to be taken as warranty, expressed or implied, regarding the accuracy of the information or the use of our product or products. Specifications are subject to change without notice.

Specifications are for reference only and should not be used for cutout dimensions. Please consult the installation guide available at www.marvelrefrigeration.com before making any final preparations for installation of these products.

Specifications:
Undercounter Product
Dimensions Expanded



Model Number	MP24BR	MP24BCG	MP15BC	MP24RAS3	MP24RD	MP24FA	MP15WS	MP24WS	MP24WD	MP24WB
A: Width	23 7⁄8"	23 7⁄8"	14 7⁄8"	23 7⁄8"	23 7⁄8"	23 7⁄8"	14 7⁄8"	23 7⁄8"	23 7⁄8"	23 7⁄8"
B: Height	33 3⁄4"	33 3⁄4"	33 3⁄4"	33 3⁄4"	33 3⁄4"	33 3⁄4"	33 3⁄4"	33 3⁄4"	33 3⁄4"	33 3⁄4"
C: Depth	21 1⁄2"	21 1⁄2"	21 1⁄2"	21 1⁄2"	21 1⁄2"	21 1⁄2"	21 1⁄2"	21 1⁄2"	21 1⁄2"	21 1⁄2"
D: Depth to Front of Door	23 23⁄32"	23 23⁄32"	23 23⁄32"	23 23⁄32"	23 23⁄32"	23 23⁄32"	23 23⁄32"	23 23⁄32"	23 23⁄32"	23 23⁄32"
E: Depth to Handle	26 7⁄32"	26 7⁄32"	26 7⁄32"	26 7⁄32"	26 7⁄32"	26 7⁄32"	26 7⁄32"	26 7⁄32"	26 7⁄32"	26 7⁄32"
F: Depth with Door at 90°	46 13⁄32"	46 13⁄32"	37 13⁄32"	46 13⁄32"	39 3⁄32"	46 13⁄32"	37 13⁄32"	46 13⁄32"	46 13⁄32"	46 13⁄32"

Model Number	MP15CL	ML24BR	ML24BCG1	ML15BC	ML24BCG0	ML24RD	ML15RA	ML24RA	ML24RAS1	ML24RF
A: Width	14 3⁄4"	23 7⁄8"	23 7⁄8"	14 7⁄8"	23 7⁄8"	23 7⁄8"	14 7⁄8"	23 7⁄8"	23 7⁄8"	23 7⁄8"
B: Height	33 3⁄4"	33 3⁄4"	33 3⁄4"	33 3⁄4"	33 3⁄4"	33 3⁄4"	33 3⁄4"	33 3⁄4"	33 3⁄4"	33 3⁄4"
C: Depth	21 1⁄2"	21 1⁄2"	21 1⁄2"	21 1⁄2"	21 1⁄2"	21 1⁄2"	21 1⁄2"	21 1⁄2"	21 1⁄2"	21 1⁄2"
D: Depth to Front of Door	23 7⁄8"	23 23⁄32"	23 23⁄32"	23 23⁄32"	23 23⁄32"	23 23⁄32"	23 23⁄32"	23 23⁄32"	23 23⁄32"	23 23⁄32"
E: Depth to Handle	25 7⁄32"	25 5⁄8"	25 5⁄8"	25 5⁄8"	25 5⁄8"	29 1⁄32"	25 7⁄8"	25 7⁄8"	25 7⁄8"	25 7⁄8"
F: Depth with Door at 90°	37 1⁄16"	46 13⁄32"	46 13⁄32"	37 1⁄16"	46 13⁄32"	46 13⁄32"	37 1⁄16"	46 13⁄32"	46 13⁄32"	46 13⁄32"

Model Number	ML24RI	ML24FA	ML24WSG1	ML24WD	ML24WB	ML24WS	ML15WS	ML15WSG0	ML24WSG0	ML15C
A: Width	23 7⁄8"	23 7⁄8"	23 7⁄8"	23 7⁄8"	23 7⁄8"	23 7⁄8"	14 7⁄8"	14 3⁄4"	23 7⁄8"	14 3⁄4"
B: Height	33 3⁄4"	33 3⁄4"	33 3⁄4"	33 3⁄4"	33 3⁄4"	33 3⁄4"	33 3⁄4"	33 3⁄4"	33 3⁄4"	33 3⁄4"
C: Depth	21 1⁄2"	21 1⁄2"	21 1⁄2"	21 1⁄2"	21 1⁄2"	21 1⁄2"	21 1⁄2"	21 1⁄2"	22"	21 1⁄2"
D: Depth to Front of Door	23 23⁄32"	23 23⁄32"	23 23⁄32"	23 23⁄32"	23 23⁄32"	23 23⁄32"	23 23⁄32"	23 3⁄4"	24 1⁄4"	23 3⁄4"
E: Depth to Handle	25 7⁄8"	25 7⁄8"	25 5⁄8"	25 5⁄8"	25 5⁄8"	25 5⁄8"	25 7⁄8"	25 7⁄8"	26 3⁄8"	25 1⁄2"
F: Depth with Door at 90°	46 13⁄32"	46 13⁄32"	46 13⁄32"	46 13⁄32"	46 13⁄32"	46 13⁄32"	37 1⁄16"	37"	47"	37 1⁄16"

Model Number	ML15CR	ML24B	MA24BRG3	MA24BCG1	MA24RA	MA24RAS1	MA15C	MA15CRS1	MA15CRC	MO24RD
A: Width	14 3⁄4"	23 7⁄8"	23 7⁄8"	23 7⁄8"	23 7⁄8"	23 7⁄8"	14 3⁄4"	14 3⁄4"	14 3⁄4"	23 7⁄8"
B: Height	33 3⁄4"	33 3⁄4"	31 1⁄8"	31 1⁄8"	31 1⁄8"	31 1⁄8"	31 1⁄8"	31 1⁄8"	24 3⁄4"	33 3⁄4"
C: Depth	20 1⁄2"	21 1⁄2"	21 1⁄2"	21 1⁄2"	21 1⁄2"	21 1⁄2"	21 1⁄2"	21 1⁄2"	21 1⁄2"	21 1⁄2"
D: Depth to Front of Door	22 1⁄4"	23 23⁄32"	23 23⁄32"	23 23⁄32"	23 23⁄32"	23 23⁄32"	23 3⁄4"	23 5⁄8"	23 5⁄8"	23 23⁄32"
E: Depth to Handle	25 9⁄16"	25 5⁄8"	25 7⁄8"	25 7⁄8"	25 7⁄8"	25 7⁄8"	25 1⁄2"	25 1⁄2"	25 1⁄2"	26 7⁄32"
F: Depth with Door at 90°	37 1⁄16"	46 13⁄32"	46 13⁄32"	46 13⁄32"	46 13⁄32"	46 13⁄32"	37 1⁄16"	37 1⁄16"	37 1⁄16"	46 21⁄32"

Model Number	MO24B	30iMT	250iM	MO24RAS2	MO24RAS1	MO15RAS2	MO24RF	MO24FA
A: Width	23 7⁄8"	14 7⁄8"	14 3⁄4"	23 7⁄8"	23 7⁄8"	14 7⁄8"	23 7⁄8"	23 7⁄8"
B: Height	33 3⁄4"	33 3⁄4"	33 3⁄4"	33 3⁄4"	33 3⁄4"	33 3⁄4"	33 3⁄4"	33 3⁄4"
C: Depth	21 1⁄2"	21 1⁄2"	21 1⁄2"	21 1⁄2"	21 1⁄2"	21 1⁄2"	21 1⁄2"	21 1⁄2"
D: Depth to Front of Door	23 23⁄32"	23 7⁄8"	22 1⁄4"	23 23⁄32"	23 23⁄32"	23 23⁄32"	23 23⁄32"	23 23⁄32"
E: Depth to Handle	26 7⁄32"	26 1⁄2"	24 5⁄32"	26 7⁄32"	26 7⁄32"	26 7⁄32"	26 7⁄32"	26 7⁄32"
F: Depth with Door at 90°	46 21⁄32"	37 1⁄16"	37 1⁄16"	41 13⁄32"	41 13⁄32"	37 1⁄16"	41 13⁄32"	41 13⁄32"




125 Years

When you choose Marvel, you're choosing over 125 years of handcrafted quality and leading innovation in the luxury refrigeration business. You're choosing American products, and most importantly, you're choosing the best undercounter refrigeration technology available on the market.

Expert technicians proudly build every Marvel model in the beautiful state of Michigan. Our new design was fueled by insights given to us by real homeowners and leading designers that use the product to ensure we deliver the styling and functionality that you want for your home. Our quality standards are what drive the performance the industry has come to expect from Marvel.

Marvel Refrigeration is committed to building a quality product in an environmentally friendly manner. Our processes are tightly controlled and closely monitored. We have achieved certifications in ISO 9001 for quality assurance, ISO 14001 for environmental management, and OHSAS 18001 for occupational health and safety from Lloyd's Register Quality Assurance.



Marvel Refrigeration (formerly Ranney) begins ice box production in Greenville, MI.



Marvel develops the first foamed in place refrigerator to improve operating efficiency and energy conservation.



Marvel introduces first black interior for wine refrigerators and beverage centers.



Marvel wins multiple design awards for its beer dispenser, beverage center and gallery wine cellar.

[See other key moments in refrigeration history with our complete interactive timeline at \[marvelrefrigeration.com\]\(http://marvelrefrigeration.com\).](#)

1890s

1932

Marvel was founded when the company began making undercounter ice boxes.

1952

Marvel introduces premium undercounter wine storage and beverage center.

1965

1991

Marvel introduces the first stainless steel interior and glass door built-in refrigerator for residential use.

2001

2014



Marvel unveils the industry's largest leading line of ENERGY STAR® certified undercounter products.

2015

2016

Middleby acquires AGA Marvel, and Marvel releases its next generation of full size built-in refrigeration.

LIVE MARVELOUSLY

every day



United States
Headquarters
800-223-3900

Canada
Showroom
855-213-2785



125 Years

Browse our collections at marvelrefrigeration.com



**MARVEL
REFRIGERATION**



**MARVEL
PROFESSIONAL**



**MARVEL
OUTDOOR**



**MARVEL
LOW PROFILE**